Georgia Department of Transportation

Group Transit Asset Management Plan

September 25, 2022

Prepared for:

Georgia Department of Transportation

Prepared by:

AECOM
3101 Wilson Boulevard
Arlington, VA 22201
aecom.com

Table of Contents

1. Executive summary 1
2. Introduction 2
   2.1 Plan Background and Purpose 2
   2.2 Group TAM Plan Sponsor 2
   2.3 Group TAM Plan Participants 2
   2.3.1 Rural 5311 Program Participants List 4
   2.3.2 Small Urban 5307 Program Participants List 5
   2.3.3 Large Urban 5307 Program Participants List 5
3. Methodology and Process 5
   3.1 GDOT Outreach 5
   3.2 Data Collection 5
   3.3 Data Analysis 5
4. Capital Asset Inventory and Condition 6
   4.1 Introduction 6
   4.2 Asset Condition 6
   4.3 Overview of Asset Inventory 7
   4.4 Rolling Stock 8
   4.5 Equipment 8
   4.6 Facilities 9
5. Performance Measures and Targets 12
   5.1 Introduction 12
   5.2 Setting Performance Targets 12
   5.2.1 Initial Performance Targets 13
   5.2.2 FY2023 Performance Targets 13
6. Decision Support Tool 14
   6.1 Assemble Inventory Data and Import into TERM Lite 15
   6.2 Edit Scenario Settings 15
   6.3 Edit Prioritization Criteria Settings 15
   6.4 Edit Expenditure Constraints 15
   6.5 Edit Lifecycle Costs 15
   6.6 Set Inflation Parameters and Time Period 15
   6.7 Run TERM Model and Interpret Results 15
7. Capital Investment Prioritization 16
   7.1 Process Summary 17
   7.2 Summary of Proposed Investments 17
   7.2.1 Rural (5311) 17
   7.2.2 Small Urban (5307) 19
   7.2.3 Large Urban (5307) 20
8. Conclusion 22

Appendix A FTA TERM Rating Scale 23

Appendix B Asset Register 24
   B.1 Revenue Vehicles 24
   B.2 Equipment 61
   B.3 Facilities 66

Appendix C Proposed Investment Project List 71
   C.1 Rural (5311) Investments 71

C.2 Small Urban (5307) Investments 77
C.3 Large Urban (5307) Investments 80

Figures

Figure 2.1 GDOT 2022 Group TAM Plan Participants Map 3
Figure 4.1 Share of Total Assets in the Inventory and Share of Replacement Cost by Category ($2022) 7
Figure 4.2 Map of Facilities Included in the GDOT 2022 Group TAM Plan 10
Figure 6.1 Decision Support Tool Process Diagram 14
Figure 7.1 Total Capital Investment into 5311 Rural Organizations, 2019-2022 16
Figure 7.2 Total Asset Value and SGR Need for Rural (5311) Organizations, 2022 18
Figure 7.3 Annual Capital Investment Expenditure into Rural (5311) Organizations, 2023-2026 18
Figure 7.4 Total Asset Value and SGR Need for Small Urban (5307) Organizations, 2022 19
Figure 7.5 Annual Capital Investment Expenditure into Small Urban (5307) Organizations, 2023-2026 20
Figure 7.6 Total Asset Value and SGR Need for Large Urban (5307) Organizations, 2022 20
Figure 7.7 Annual Capital Investment Expenditure into Large Urban (5307) Organizations, 2023-2026 21

Tables

Table 2.1 Summary of Group TAM Plan Participants 4
Table 4.1 Comparison of FTA Required Minimum Grant Useful Life and TAM Useful Life Benchmark 6
Table 4.2 Summary of Combined Asset Inventory by FTA Asset Class 7
Table 4.3 Summary of Rolling Stock by Sub-Group 8
Table 4.4 Summary of Equipment Assets by Sub-Group 9
Table 4.5 Summary of Transit Facilities by Sub-Group 11
Table 5.1 Summary of Initial Performance Targets 13
Table 5.2 Summary of FY2023 Performance Targets 14
Table 7.1 Fiscal Year 2022 Summary of Capital Investment Funds by Funding Source, Rounded to Nearest $M 16
Table 7.2 Fiscal Year 2022 Summary of Capital Investment Funds by Spending Category 17
Table 7.3 Walker County Admin Building Aspects with TERM Rating less than 3.0 and Replacement Costs 19
Table 7.4 METRA Lower Maintenance Building Aspects with TERM Rating less than 3.0 and Replacement Costs 21
Table B.1 GDOT Revenue Vehicles Asset Register, 2022 24
Table B.2 GDOT Equipment-Service Vehicles Asset Register, 2022 61
Table B.3 GDOT Equipment-Capital Equipment Asset Register, 2022 64
Table B.4 GDOT Facilities Asset Register, 2022 66
Table C.1 Rural (5311) Capital Investment Amounts, 2023-2026 71
Table C.2 Rural (5311) Investment in Number of Assets, 2023-2026 74
Table C.3 Small Urban (5307) Capital Investment Amounts, 2023-2026 77
Table C.4 Small Urban (5307) Investment in Number of Assets, 2023-2026 78
Table C.5 Large Urban (5307) Capital Investment Amounts, 2023-2026 80
Table C.6 Small Urban (5307) Investment in Number of Assets, 2023-2026 80

1. Executive summary

The Georgia Department of Transportation (GDOT) has developed this Group Transit Asset Management (TAM) Plan on behalf of 77 participant Tier II transit providers in accordance with Federal Transit Administration (FTA) requirements. Transit Asset Management is a business model that uses the condition of assets to guide the optimal prioritization of funding at transit properties to keep transit networks in a State of Good Repair (SGR).

In accordance with the FTA regulation, this TAM Plan covers a four-year (FY2023 – FY2026) period and includes the following core elements:

- Inventory of Capital Assets used to provide public transit within three categories—Rolling Stock, Equipment, and Facilities
- Condition Assessment of inventoried assets for which a transit provider has direct capital responsibility
- Use of a Decision Support Tool to analyze asset and condition data and develop a methodology to prioritize those assets' state of good repair re-investment needs
- Prioritized list of investments based on the decision support tool and projected funding estimated to be reasonably available over the four-year period

The 77 Participants in GDOT's Group TAM Plan are comprised of the following categories of transit providers:

- Rural Program Section 5311 GDOT-subrecipients: 67
- Small Urban Section 5307 GDOT subrecipients: 8
- Large Urban Section 5307 Providers: 2

GDOT has developed this TAM Plan in collaboration with the participants.

The GDOT Group TAM Plan encompasses a total of 1031 assets, including 794 revenue vehicles, 137 pieces of equipment (including support vehicles), and 100 facilities.

The FTA TAM regulation requires the setting of annual SGR performance targets for each asset class. As the Group Plan sponsor, GDOT is principally responsible for setting these targets applicable to all participants. This Plan includes the uniform performance targets to be in effect for FY2023. These performance targets will be reset on an annual basis.

Key summary outputs from this TAM Plan include the following:

- Approximately 16.6% of all inventoried assets have currently met or exceeded their Useful Life Benchmark (ULB).
- The Asset Inventory includes a total of 794 revenue vehicles with an average age of 5.0 years, of which 127 (or 16.0%) have met or exceeded their ULB.
- The average age of the 100 facilities inventoried in this Group Plan is 32.9 years. While most facilities are in a state of good repair, two (2) facilities have a condition rating below 3.0 and should be prioritized for capital reinvestment over the four-year TAM Plan horizon period.
- Estimated annual funding levels have remained similar to the levels estimated in the 2018 GDOT Group TAM Plan. Small Urban (5307) and Large Urban (5307) providers are estimated to receive $10.6M and $6.9M of funding annually over the TAM Plan period, while Rural (5311) providers are estimated to receive $5.95M of funding in FY2023, increasing by 3% each year over the TAM Plan period. These funding levels are sufficient to clear the backlog of Small Urban (5307) and Large Urban (5307) providers over the course of the plan period and reduce the Rural (5311) providers' backlog to 18% of its current backlog by FY2026.

As required, this Group TAM Plan is to be approved by each participant's Accountable Executive; and a record of those approvals is to be provided in the Appendix.

As required by FTA, this TAM Plan will be updated at a minimum of every four years. Performance targets will be updated on an annual basis.

2. Introduction

2.1 Plan Background and Purpose

In July 2012, the U.S. Congress enacted the MAP-21 (Moving Ahead for Progress in 21st Century) Act, which directed the Federal Transit Administration (FTA) to establish Transit Asset Management (TAM) requirements. In July 2016, FTA issued the Final Rule establishing requirements for Transit Asset Management (TAM), which apply to recipients and subrecipients of FTA funds. This was part of an overall Federal initiative to improve the state of good repair of transportation assets throughout the nation.

The FTA final rule has different requirements based on the relative size of the transit provider. The TAM Plan requirements for smaller transit (referred to as Tier II) providers are less than those for the larger Tier I providers. All the providers in this GDOT Group Plan are Tier II providers.

The Final Rule requires that TAM Plans for Tier II transit providers include the following four (4) elements:

- An inventory of capital assets
- A condition assessment of the capital assets for which the provider has capital responsibility
- A description of decision-support tools used to estimate capital investment needs over time and develop the investment prioritization
- A project-based prioritization of investments

The fundamental purpose of the TAM Plan is to help ensure that transit assets are kept in a state of good repair (SGR). As stated in Sec. 625.17 of the FTA TAM Final Rule, “A capital asset is in a state of good repair if it is in a condition sufficient for the asset to operate at a full level of performance.”

2.2 Group TAM Plan Sponsor

The Final Rule indicates that state departments of transportation may sponsor Group TAM Plans for their Tier II subrecipients and allows other Tier II providers who are not subrecipients to join in the Plan on a voluntary basis. The Georgia Department of Transportation (GDOT), who administers the FTA grant funding for subrecipients under both the Section 5307 and Section 5311 programs, is sponsoring this TAM Plan on behalf of a group of Tier II Transit Providers within the State of Georgia to support subrecipients’ compliance with the FTA Final TAM Rule. Based on FTA regulation, most of the transit providers within this Group TAM Plan are subrecipients of either FTA Section 5307 or Section 5311 funds for which GDOT is the Designated Recipient. Based on 49 CFR 625.27, GDOT, as the primary grant recipient for FTA funding provided to Rural and Small Urban transit systems within Georgia, has undertaken development of this Group TAM Plan. The Group TAM Plan covers a four-year period, from FY2023 through FY2026.

GDOT, as sponsor, is responsible for the process of coordinating the development of and submitting the group plan. This also includes the setting of performance targets applicable to the participants in the Group Plan. As sponsor, GDOT will also be responsible for the future reporting of TAM asset performance measures to the National Transit Database (NTD) in coordination with group plan participants.

2.3 Group TAM Plan Participants

There are 77 participants in this Group TAM Plan. The 77 providers can be sub-divided into three (3) subgroups, Rural Section 5311 subrecipients, Small Urban 5307 subrecipients, and Large Urban 5307 providers. Table 1.1 provides a summary of the group plan participants.

The participants are responsible for cooperating with GDOT in the development of the Group Plan and designating an Accountable Executive. The Accountable Executive is required to approve the Group Plan on behalf of their agency. The Accountable Executive must balance transit asset management, safety, day-to-day operations, and expansion needs in approving and carrying out a TAM Plan. Figure 2.1 shows each participant’s location within the state. A listing of participants by subgroup is provided in subsections 1.3.1 through 1.3.3, respectively.

Figure 2.1 GDOT 2022 Group TAM Plan Participants Map

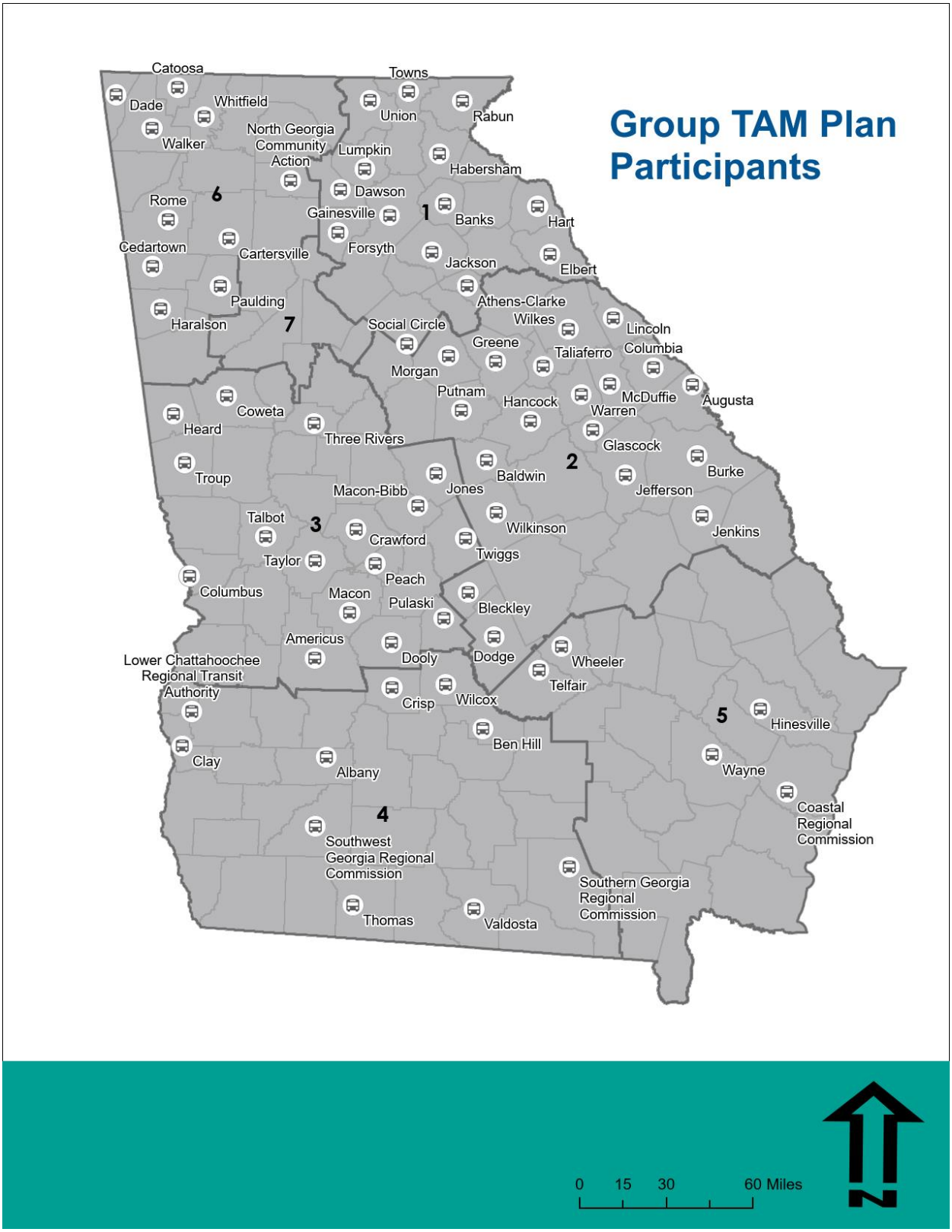

Table 2.1 Summary of Group TAM Plan Participants

Participant sub-group	Primary transit service provided	Number of participants	Participants
Rural 5311 subrecipients	Demand response	67	See list of participants in Section 2.3.1 below.
Small Urban 5307 subrecipients	Fixed route bus, ADA paratransit	8	Albany, Athens-Clarke, Bartow*, Gainesville-Hall, Hinesville, Macon-Bibb (MTA), Rome, Valdosta
Large Urban 5307 providers	Fixed route bus, ADA paratransit	2	Augusta-Richmond*, Columbus
Total		77	

*Receives both 5307 and 5311 funding

2.3.1 Rural 5311 Program Participants List

1. **Augusta-Richmond***
2. **Baldwin**
3. **Banks**
4. **Bartow***
5. **Ben Hill**
6. **Bleckley**
7. **Burke**
8. **Cartersville***
9. **Catoosa**
10. **City Of Americus**
11. **City Of Cedartown**
12. **Clay**
13. **Columbia**
14. **Coweta**
15. **Crawford**
16. **Coastal Regional Commission**
17. **Crisp**
18. **Dade**
19. **Dawson**
20. **Dodge**
21. **Dooly**
22. **Elbert**
23. **Forsyth**
24. **Glascock**
25. **Greene**
26. **Habersham**
27. **Hancock**
28. **Haralson**
29. **Hart**
30. **Heard**
31. **Jackson**
32. **Jefferson**
33. **Jenkins**
34. **Jones**
35. **Lower Chattahoochee Regional Transit Authority**
36. **Lincoln**
37. **Lumpkin**
38. **Macon**
39. **McDuffie**
40. **Morgan**
41. **North Georgia Community Action**
42. **Paulding**
43. **Peach**
44. **Pulaski**
45. **Putnam**
46. **Rabun**
47. **Southern Georgia Regional Commission**
48. **Social Circle**
49. **Southwest Georgia Regional Commission**
50. **Talbot**
51. **Taliaferro**
52. **Taylor**
53. **Telfair**
54. **Thomas**
55. **Three Rivers**
56. **Towns**
57. **Troup**
58. **Twiggs**
59. **Union**
60. **Walker**
61. **Warren**
62. **Wayne**
63. **Wheeler**
64. **Whitfield**
65. **Wilcox**
66. **Wilkes**
67. **Wilkinson**

*Receives both 5307 and 5311 funding

2.3.2 Small Urban 5307 Program Participants List

1. **Albany**
2. **Athens-Clarke County**
3. **Bartow***
4. **Gainesville-Hall**
5. **Hinesville**
6. **Macon-Bibb (MTA)**
7. **Rome**
8. **Valdosta**

*Receives both 5307 and 5311 funding

2.3.3 Large Urban 5307 Program Participants List

1. **Augusta-Richmond***
2. **Columbus**

*Receives both 5307 and 5311 funding

3. Methodology and Process

3.1 GDOT Outreach

As the Group TAM Plan Sponsor, GDOT coordinated the development of this plan with its subrecipients and plan participants. GDOT wanted the development of this plan to be a very collaborative process, involving the plan participants every step of the way.

One kickoff meeting and two webinar training sessions were hosted: Asset Inventory Data Collection training and Facility Condition Assessment training. These webinars were attended by plan participants and GDOT project managers. Each plan participant was responsible for providing their own asset inventory and carrying out their own condition assessment. This allowed them to become familiar with the type of data used and the process required in asset management. Extensive follow up via calls and emails with individual plan participants was undertaken to ensure the data received was complete and accurate. Additionally, GDOT project managers worked with both the plan participants and plan authors to resolve any conflicting or missing data necessary for the plan.

3.2 Data Collection

Data in the asset inventory was compiled from data provided by the Group TAM Plan participating agencies. The inventory includes all assets the providers own, as well as third party assets used in the provision of public transportation, broken into three categories: Rolling Stock (Revenue Vehicles), Facilities, and Equipment.

3.3 Data Analysis

The finalized asset inventory containing observed and calculated condition measures were then used to calculate asset performance, set targets, and prioritize future investments. The FTA TERM Lite tool was the primary decision-support tool used in prioritizing rolling stock and equipment assets. Facility rehabilitation projects were prioritized by the agency-provided sub-component ratings, facility age, and available funding within an investment year.

The decision-support tool and prioritization process are described in detail in Chapters 5 and 6. The following chapter describes the Capital Asset Inventory.

4. Capital Asset Inventory and Condition

4.1 Introduction

The Capital Asset Inventory for the GDOT Group Transit Asset Management Plan comprises a listing of all rolling stock, equipment and facility assets owned, operated and/or maintained by the plan's participants to support the provision of public transportation. Federal law defines public transportation as "regular, continuing shared-ride surface transportation services that are open to the general public or open to a segment of the general public defined by age, disability, or low income; and does not include:

- Intercity passenger rail transportation;
- Intercity bus service;
- Charter bus service;
- School bus service;
- Sightseeing service;
- Courtesy shuttle service for patrons of one or more specific establishment; or
- Intra-terminal or intra-facility shuttle services (49 U.S.C. §5302 (14))."

The asset inventory is maintained as a database table in the decision support tool, TERM Lite, which will be later described in Chapter 7.

The sections that follow provide summaries of the count and condition of the different asset types contained in the inventory. A detailed listing of the entire inventory is provided in Appendix A. This inventory is current as of April 31, 2022.

4.2 Asset Condition

The condition of rolling stock and equipment assets were determined by a comparison of asset age and its Useful Life Benchmark (ULB). The FTA term "Useful Life Benchmark (ULB)", is defined in the regulation as "the expected life cycle or the acceptable period of use in service for a capital asset."

The ULB is a term created for TAM and should be distinguished from the FTA Grant Minimum Useful Life requirement. Table 4.1 below outlines the recommended Useful Life Benchmarks for the different classes of assets found in the asset inventory.

Table 4.1 Comparison of FTA Required Minimum Grant Useful Life and TAM Useful Life Benchmark

Asset Class	FTA Grant Minimum Useful Life	TAM Useful Life Benchmark (ULB)
AO – Automobile	4 years	8 years
BU – Bus (35' – 40')	12 years	14 years
BU – Bus (29' – 30')	10 years	12 years
CU – Cutaway	5 – 7 years	5 years
MV – Minivan	4 years	6 years
SB – School Bus	12 years	15 years
Trucks and Other Rubber Tire Vehicles	n/a	8 years
VN – Van	4 years	6 years

Transit facilities were evaluated for condition using a 1-5 rating on the FTA Transit Economic Requirements Model (TERM) Scale. Condition assessments were conducted in accordance with the FTA's TAM Facility Performance Measure Reporting Guidebook. In the summer of 2022, field assessments were conducted by the subrecipients with technical assistance provided by GDOT staff. Each facility was rated at the sub-component level in accordance with the FTA TERM Condition Assessment Scale. This scale and methodology of calculating overall facility ratings is included in Appendix A.

4.3 Overview of Asset Inventory

The combined asset inventory contains 1,031 assets with a total replacement cost of over $467 million. This comprises 794 revenue vehicles, 137 pieces of equipment (including support vehicles), and 100 facilities that support public transit service. Figure 3.1 shows the percentage breakdown by asset category for the total number of assets and replacement cost (2022 dollars).

Figure 4.1 Share of Total Assets in the Inventory and Share of Replacement Cost by Category ($2022)

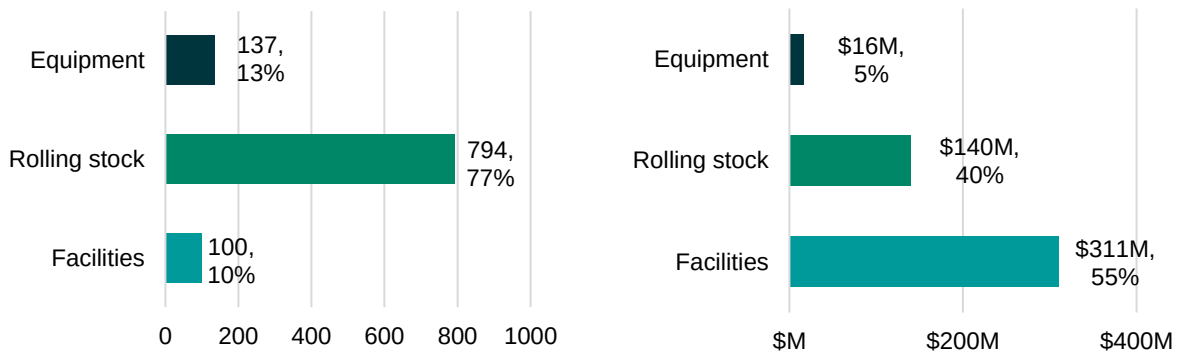

Table 4.2 shows a summary of the combined asset inventory by asset class showing total number, average age, average mileage, average replacement cost, and number exceeding ULB.

Table 4.2 Summary of Combined Asset Inventory by FTA Asset Class

Asset Category/Class	Total Number	Average Age (years)	Average Mileage/TERM Rating	Average Replacement Cost ($2022)	Number Exceeding ULB
Rolling Stock					
BU – Bus	143	6.3	218,120	$561,826	8
CU – Cutaway Bus	560	4.5	109,509	$89,074	107
MV – Minivan	12	3.2	44,977	$44.980	1
SB – School Bus	30	12.2	39,766	$215,331	8
VN - Van	49	3.6	61,823	$64,384	3
Rolling Stock Subtotal	**794**	**5.0**	**122,517**	**$176,797**	**127**
Equipment					
AO – Automobile	17	9.4	47,926	$27,977	10
Trucks and other Rubber Tire Vehicles	52	8.9	42,708	$33,721	23
Equipment >$50,000	68	10.2	n/a	$195,205	9
Equipment Subtotal	**137**	**9.6**	**43,994**	**$161,490**	**42**
Facilities					
Administrative Office	51	35	4.05	$1,106,525	1
Administrative/Maintenance	1	3	4.72	$18,300,000	0
Maintenance	38	35.5	3.93	$2,783,955	1
Parking	2	10.5	0	$131,326	0
Passenger	5	16.8	4.09	$25,763,387	0
Vehicle Fueling	3	16.7	4.15	$450,268	0
Facilities Subtotal	**100**	**32.9**	**4.04**	**$3,109,534**	**2**
Grand Total	**1,031**	**8.2**	**n/a**	**n/a**	**171**

4.4 Rolling Stock

The rolling stock asset category comprises vehicles used in revenue service for public transportation. This includes vehicles used in providing fixed-route and demand-response service including paratransit service. The asset inventory contains 794 vehicles: 180 used in fixed route motorbus service, and 614 used in demand response service.

Additionally, for each rolling stock line item, the following attribute information is maintained:

- Record Number
- Asset Category
- Asset Type
- Make/Model
- Acquisition Year
- Useful Life Benchmark
- Funding Type
- VIN Number
- Mileage
- FY2023 Replacement Cost
- Vehicle Length (ft.)

Table 4.3 summarizes the rolling stock assets in the inventory by sub-group: Rural (5311) and Urban (5307). Averages were calculated as the average within each sub-group.

Table 4.3 Summary of Rolling Stock by Sub-Group

Sub-Group/ Asset Class	Total Number	Average Age	Average ULB (years)	Number Exceeding ULB	Average Mileage	Average Replacement Cost ($2022)
Rural (5311)						
CU – Cutaway Bus	503	4.5	5	82	109,218	$77,454
MV – Minivan	1	3.0	6	0	6,179	$48,365
VN – Van	27	4.4	6	2	86,020	$55,090
Rural Subtotal	**531**	**4.5**	**n/a**	**84**	**108,009**	**$76,236**
Urban (5307)						
BU – Bus (>35')	107	6.1	14	2	230,279	$628,299
BU – Bus (<35')	34	6.8	12	6	183,696	$381,544
CU – Cutaway Bus	59	4.8	5	25	111,977	$187,739
MV – Minivan	11	3.2	6	1	48,504	$44,672
SB – School Bus	30	12.2	15	8	39,766	$215,331
VN – Van	22	2.6	6	1	32,126	$75,789
Urban Subtotal	**263**	**6.2**	**n/a**	**43**	**151,808**	**$379,832**
Grand Total	**794**	**5.0**	**n/a**	**127**	**$122,517**	**$176,797**

4.5 Equipment

The equipment asset category consists of non-revenue vehicles (service vehicles) and non-vehicle equipment assets with an acquisition value over $50,000. The asset inventory contains 137 total assets.

The following attribute data is maintained for equipment assets:

- Asset Category
- Funding Type

- Asset Type
- Make/Model (if applicable
- Acquisition Year
- Useful Life Benchmark
- VIN Number (if applicable)
- Mileage (if applicable)
- FY2023 Replacement Cost

Table 4.4 summarizes the equipment assets in the inventory by sub-group (rural, small urban and large urban).

Table 4.4 Summary of Equipment Assets by Sub-Group

Equipment	Total Number	Average Age	Average ULB (years)	Number Exceeding ULB	Average Mileage	Average Replacement Cost ($2022)
Rural (5311)						
AO – Automobiles	3	10.7	8	1	134,939	$74,357
Rural Subtotal	**3**	**10.7**	**8**	**1**	**134,939**	**$74,357**
Urban (5307)						
AO – Automobiles	14	9.1	8	9	41,711	$31,151
Trucks and Other Rubber Tire Vehicles	52	8.9	9	23	42,708	$45,054
Equipment (>$50,000)	68	10.2	5.8	9	n/a	$195,205
Urban Subtotal	**134**	**9.3**	**5.6**	**41**	**42,454**	**$99,064**
Grand Total	**137**	**9.6**	**7.4**	**42**	**44,106**	**$96,895**

4.6 Facilities

The asset inventory contains a listing of all facilities that support the provision of public transportation. This includes administrative, maintenance, parking and passenger facilities. Although some facility assets with only incidental transit use are included in the inventory, those assets are excluded in the calculation of the performance measures.

The following attribute information is maintained for each transit facility in the asset inventory:

- Description
- Address
- Asset Category
- Asset Type
- Year Built/Acquisition Year
- Funding Type
- Condition Rating
- FY2023 Replacement Cost

The inventory contains a total of 100 facilities: 51 administrative, one combined administration/maintenance, 42 maintenance or fueling, and 7 passenger or parking facilities. Figure 4.2 maps each facility, while Table 4.5 shows a summary of the transit facilities by sub-group.

Figure 4.2 Map of Facilities Included in the GDOT 2022 Group TAM Plan

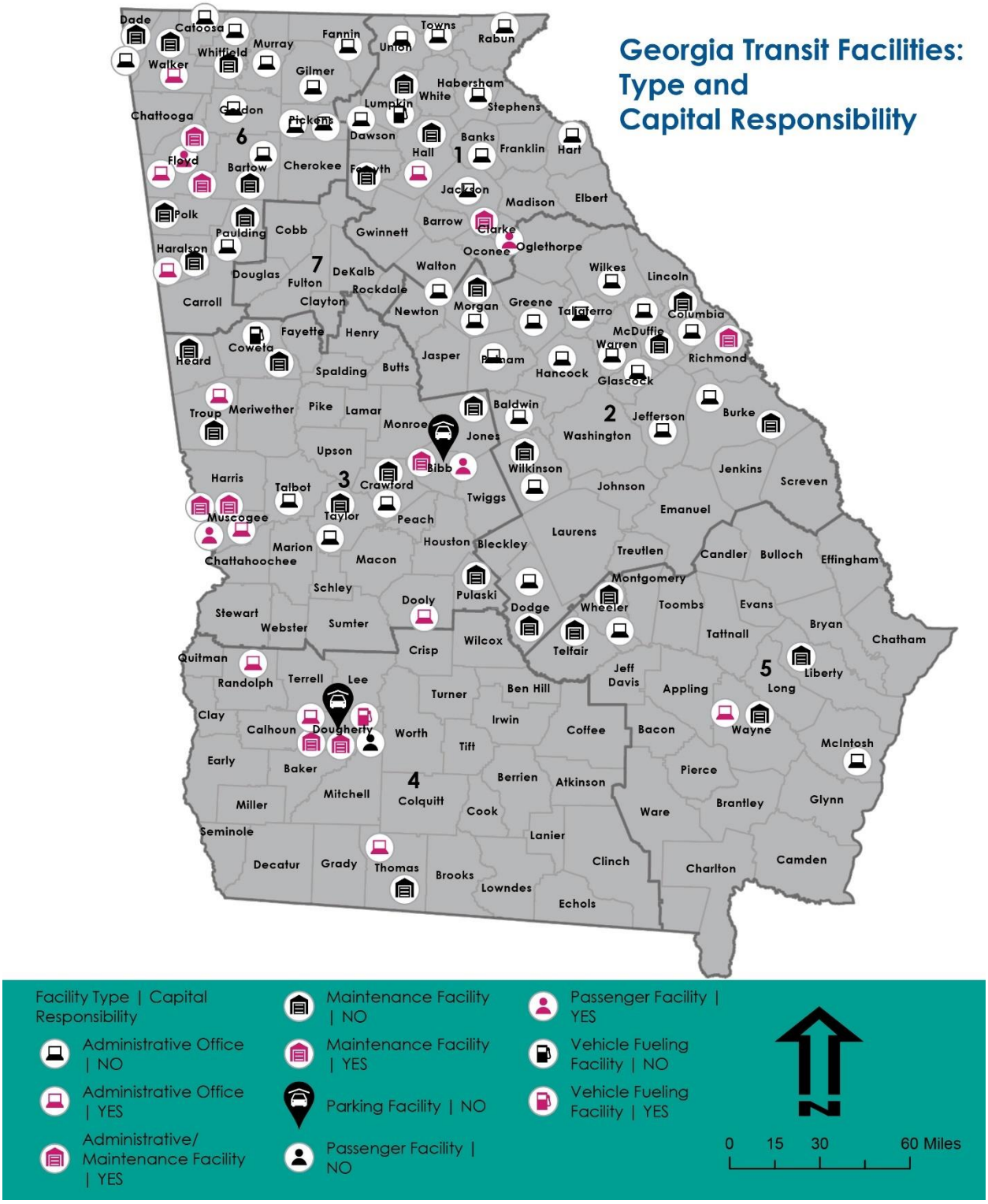

Table 4.5 Summary of Transit Facilities by Sub-Group

Facilities	Total Number	Average Age (years)	Number Below 3.0 TERM Rating	Average Replacement Cost ($2022)	Providers that performed condition assessments
District 1					
Administrative Office	9	47.7	-	$866,118	-
Maintenance Facility	3	22.7	-	$1,044,510	
Vehicle Fueling Facility	1	4.0	-	$427,503	
District 2					
Administrative Office	15	34.3	-	$844,560	-
Maintenance Facility	7	28.6	-	$6,877,685	
District 3					
Administrative Office	6	28.8	-	$1,357,818	Dooly County, Lower Chattahoochee Regional Transit Authority, Troup County
Maintenance Facility	7	49.7	-	$472,044	
Vehicle Fueling Facility	1	23.0	-	$255,840	
District 4					
Administrative Office	1	17.0	-	$875,746	Thomas County
Maintenance Facility	1	2.0	-	$2,300,000	
District 5					
Administrative Office	3	33.3	-	$1,719,269	Wayne County
Maintenance Facility	3	44.3	-	$232,600	
District 6					
Administrative Office	13	26.6	1	$887,401	Haralson County, Walker County
Maintenance Facility	7	36.1	-	$979,225	
5307 Small Urban					
Administrative Office	3	51.7	-	$2,266,233	City of Albany, City of Rome, Gainesville-Hall Area, Macon-Bibb County, Athens-Clarke County
Maintenance Facility	8	30.5	-	$306,427	
Parking Facility	2	10.5	-	$131,326	
Passenger Facility	4	14.8	-	$31,847,924	
Vehicle Fueling Facility	1	23.0	-	$667,462	
5307 Large Urban					
Administrative Office	2	27.0	-	$3,453,338	City of Columbus (METRA), Augusta-Richmond
Maintenance Facility	2	51.0	1	$10,728,038	
Passenger Facility	1	25.0	-	$1,425,240	
Grand Total	**100**	**32.9**	**2**	**$3,109,535**	**-**

5. Performance Measures and Targets

5.1 Introduction

The FTA Final Rule establishes State of Good Repair (SGR) performance measures for capital assets and requires group TAM Plan sponsors to set performance targets for each of these measures. The underlying purpose of the performance measures is to determine to what extent the asset is (or is not) in a state of good repair. The FTA final rule at 625.41 states that "A capital asset is in a state of good repair if it meets the following objective standards—

a) the asset is able to perform its desired function;

b) the use of the asset in its current condition does not pose an identified unacceptable safety risk; and

c) the life-cycle investment needs of the asset have been met or recovered, including all scheduled maintenance, rehabilitation, and replacements."

As stated in the Final Rule (49 CFR 625.43), SGR performance measures for capital assets are described as follows:

- **Rolling Stock:** The performance measure for rolling stock is the percentage of revenue vehicles within an asset class that have either met or exceeded their Useful Life Benchmark (ULB).
- **Equipment:** (non-revenue) service vehicles. The performance measure for non-revenue, support-service and maintenance vehicle equipment is the percentage of those vehicles that have either met or exceeded their ULB.
- **Facilities:** The performance measure for facilities is the percentage of facilities within an asset class that are rated below condition 3.0 on the Transit Economic Requirements Model (TERM) scale.

Based on the described performance measures, the inventoried assets were assessed for condition. A summary of the asset condition and subsequent performance targets are described in the following section.

5.2 Setting Performance Targets

The FTA final rule requires that Performance Targets be set at the State/local level for each asset class included in the TAM Plan. The applicable FTA requirements are summarized below:

a) General.

   1) One or more performance targets must be set for each applicable performance measure.
   2) A performance target must be set based on realistic expectations, and both the most recent data available and the financial resources reasonably expected to be available during the TAM Plan horizon period.

b) Timeline for target setting.

   1) By October 1, 2022, initial performance targets were required to be set for the following fiscal year for each asset class included in the TAM plan.
   2) At least once every fiscal year after initial targets are set, performance targets must be set for the following fiscal year.

c) Role of the accountable executive. A provider's Accountable Executive must approve each annual performance target.

d) Setting performance targets for group plan participants.

   1) A Sponsor must set one or more unified performance targets for each asset class reflected in the group TAM plan.
   2) To the extent practicable, a Sponsor must coordinate its unified performance targets with each participant's Accountable Executive.

e) Coordination with metropolitan, statewide and non-metropolitan planning processes. To the maximum extent practicable, a provider and Sponsor must coordinate with States and Metropolitan Planning Organizations in the selection of State and Metropolitan Planning Organization performance targets.

5.2.1 Initial Performance Targets

Previously, as required by sec. 525.45(b) of the Final Rule, GDOT set initial performance targets which were in effect through the end of FY2022. These initial targets and recorded actual performance are shown in Table 5.1 below.

Table 5.1 Summary of Initial Performance Targets

Asset Category	Total Number	Useful Life Benchmark (ULB)	Number Exceeding ULB / 3.0 TERM Rating	% Exceeding ULB / 3.0 TERM Rating	FY2022 Initial Targets
Rolling Stock					
BU - Bus (<=30 ft)	32	12	6	19%	20%
BU - Bus (>30 ft)	111	14	2	2%	20%
CU - Cutaway Bus	560	5	111	20%	10%
MV - Minivan	12	6	0	0%	35%
SB - School Bus	30	15	8	27%	25%
VN - Van	49	6	0	0%	50%
Equipment					
AO - Automobiles	17	8	10	59%	55%
Trucks & Other Rubber Tire Vehicles	52	8	25	48%	55%
Equipment >$50,000	68	varies	n/a	n/a	n/a
Facilities (only includes facilities for which agencies have capital responsibility)					
Administrative	12	3.0 TERM Rating	1	8%	25%
Maintenance	8	3.0 TERM Rating	1	13%	25%
Parking	1	3.0 TERM Rating	0	0%	10%
Passenger	4	3.0 TERM Rating	0	0%	10%

GDOT largely met their own targets for FY2022, with only the Cutaway Bus and School Bus asset categories exceeding their category targets.

5.2.2 FY2023 Performance Targets

For FY2023, GDOT developed performance targets for each asset class based on the assessed performance and condition of the asset inventory in 2022. These targets were influenced by past performance, expected vehicle replacements in FY2023, and expected funding in FY2023. Table 5.2 provides a summary of the assessed asset performance by asset category and the associated FY2023 performance target.

For equipment, FTA requires targets to be set only for non-revenue or service vehicles. Additionally, for transit facilities, the performance measure used in assessing condition is the percent of facilities with a rating below 3.0 on the TERM scale.

The proposed FY2023 targets are all more ambitious than the FY2022 targets, indicating success in improving GDOT's SGR performance. The only category performance target to increase to a higher percentage for FY2023 is cutaway buses. GDOT is planning investment into these assets more frequently, reducing their ULB from seven years to five years. Because of this, more cutaway buses will be past their ULB in FY2023 than in FY2022 as GDOT works with agencies to purchase more cutaway buses and replace the fleet more frequently. GDOT will annually review their ULBs for each vehicle type to ensure they accurately represent the lifespans that each vehicle type is seeing in service.

Table 5.2 Summary of FY2023 Performance Targets

Asset Category	Total Number	Useful Life Benchmark (ULB)	Number Exceeding ULB / 3.0 TERM Rating	% Exceeding ULB / 3.0 TERM Rating	FY2023 Proposed Targets
Rolling Stock					
BU - Bus (<=30 ft)	32	12	6	19%	20%
BU - Bus (>30 ft)	111	14	2	2%	10%
CU - Cutaway Bus	560	5	111	20%	53%
MV - Minivan	12	6	0	0%	10%
SB - School Bus	30	15	8	27%	25%
VN - Van	49	6	0	0%	10%
Equipment					
AO - Automobiles	17	8	10	59%	10%
Trucks & Other Rubber Tire Vehicles	52	8	25	48%	10%
Equipment >$50,000	68	varies	n/a	n/a	n/a
Facilities (only includes facilities for which agencies have capital responsibility)					
Administrative	12	3.0 TERM Rating	1	8%	25%
Maintenance	8	3.0 TERM Rating	1	13%	25%
Parking	1	3.0 TERM Rating	0	0%	10%
Passenger	4	3.0 TERM Rating	0	0%	10%

6. Decision Support Tool

The FTA TERM Lite Analysis Tool runs on a Microsoft Access platform and allows users to evaluate the lifecycle costs of transit assets. This chapter describes the processes followed to run TERM Lite for the asset inventory. Figure 6.1 provides an overview of the main steps followed to run TERM Lite for this plan.

Figure 6.1 Decision Support Tool Process Diagram

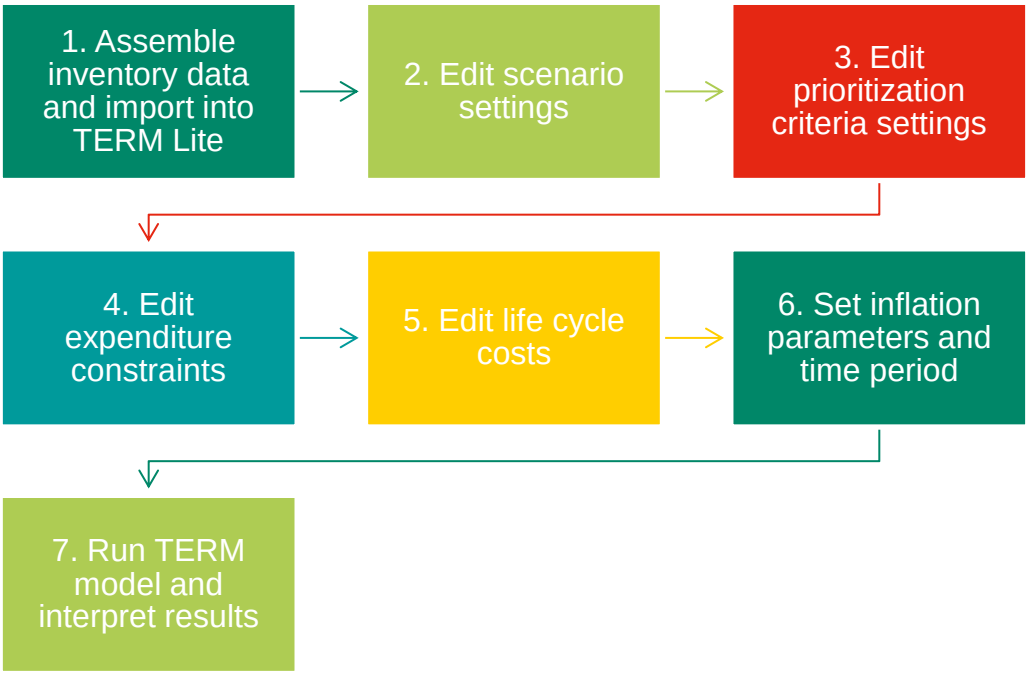

6.1 Assemble Inventory Data and Import into TERM Lite

The TERM Lite tool is used to perform lifecycle cost analyses on a set of transit assets maintained in an inventory. The GDOT Group TAM Plan Asset Inventory was formatted using the Excel-based Inventory Publisher (available on the FTA website). The inventory publisher is formatted to conform to the TERM Lite data fields and therefore facilitates the data import process.

Additionally, the Inventory Publisher requires that the following mandatory fields are complete for each asset before importing into TERM Lite: Mode, Description, Asset Classification, Quantity, Year Built, Replacement Cost, Cost Year and Priority.

6.2 Edit Scenario Settings

TERM Lite is a database model that runs in Microsoft Access. Therefore, separate database files need to be maintained for each type of scenario. For each scenario, prioritization settings and the expenditure constraints were edited to replace the default model values.

6.3 Edit Prioritization Criteria Settings

The TERM Lite tool allows users to specify weights for five prioritization criteria: asset condition, safety and security, reliability, operation and maintenance cost impact and a user defined criterion. TERM Lite assigns scores for each inventory line item and uses these scores to prioritize asset investments. For the GDOT Group TAM Plan investment prioritization, the only criterion used was asset condition. Asset condition was therefore given a weight of 100%.

6.4 Edit Expenditure Constraints

The expenditure constraints allow a user to specify how much funding will be available in each analysis year. Two types of funding scenarios were used for each subgroup analysis: unconstrained funding (i.e., $100 million annual investments) and a constrained/ maintaining current funding (i.e., use of average annual funds estimated from previous years).

6.5 Edit Lifecycle Costs

The TERM Lite tool allows users to determine the timing and costs associated with each asset type over its lifecycle. Typical costs include replacement, rehabilitation, and annual capital maintenance. The timing for each activity is specified as a percentage of useful life for each asset type. The analyses for the GDOT Group TAM Plan considered asset end-of-life replacement costs and mid-life rehabilitation costs for rolling stock.

6.6 Set Inflation Parameters and Time Period

Two options are provided for setting inflation parameters: base year dollars and year of expenditure dollars. The “base year dollars” option shows expenditure forecasts in the analysis start year dollars, while year of expenditure dollars inflates each forecasted annual expenditure by a user defined inflation rate. All expenditure forecasts were specified in base year dollars using 2022 as the analysis start year.

Lastly, a period of 20 years was set for the analysis. Although the TAM plan only covers a four-year period, TERM Lite only runs analyses for 20- or 30-year time horizons.

6.7 Run TERM Model and Interpret Results

Once all model parameters have been set, the TERM Model can be run, and results interpreted to support decision making. The following reports are available in TERM Lite:

- Asset Inventory Record Ages
- Asset Inventory Replacement Value
- Asset Types
- Asset Rehab-Replace Policy
- Current Condition Distribution

- Condition Distribution Forecast
- Expenditures Forecast
- Expenditures Forecast – Asset Level Detail (10 Yr.)
- Over Age Asset Forecast
- Priority Scores: Backlog Investment by Asset Types (Base 100)
- Priority Scores: Summary Scores by Asset Type for Next 10 Years
- SGR Backlog Forecast

The results of the TERM Lite analysis are presented and discussed in the next chapter, Investment Prioritization.

7. Capital Investment Prioritization

Funding for transit in Georgia was temporarily reduced in 2020 and 2021 in response to decreased ridership during the COVID-19 pandemic. For the Rural (5311) providers, capital investment funding in FY2021 was less than half of the funding in FY2019. As travel returns to pre-pandemic levels, capital investment funding for FY2022 has increased, returning nearly to 2019 levels. This trend is illustrated using Rural (5311) provider funding as shown in Figure 7.1 below.

Figure 7.1 Total Capital Investment into 5311 Rural Organizations, 2019-2022

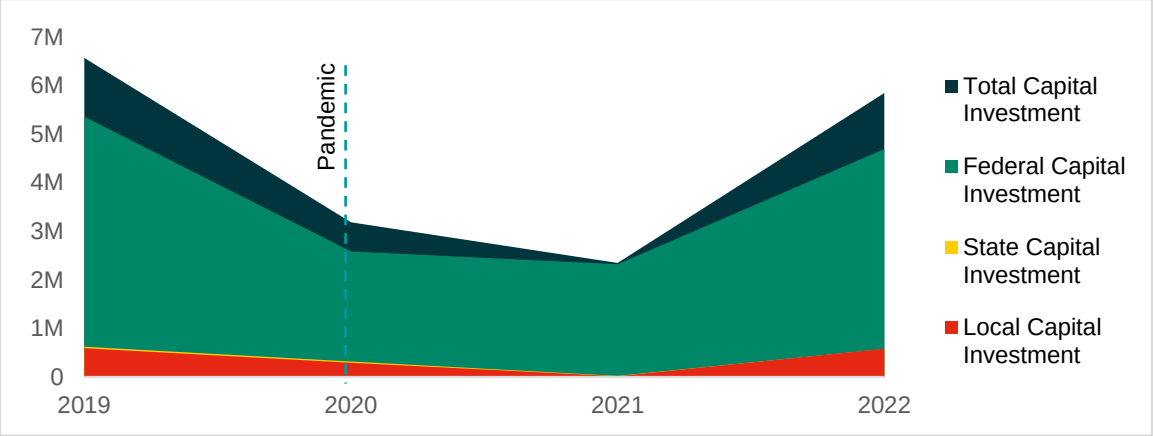

For FY2022, the three funding categories of providers included in this plan were awarded nearly $20 million in capital investment funding. Federal funding made up more than three quarters of this funding. The breakdown of FY2022 capital investment funding by source is shown in Table 7.1 below.

Table 7.1 Fiscal Year 2022 Summary of Capital Investment Funds by Funding Source, Rounded to Nearest $M

Funding Category	Federal Funding	State Funding	Local Funding	Total Funding
5307 Small Urban	$7.5M	$0.4M	$1.2M	$9.1M
5311 Rural	$4.7M	$0.6M	$0.6M	$5.9M
5307 Large Urban	$3.1M	$ -	$1.6M	$4.7M
Total:	**$15.3M**	**$1M**	**$3.4M**	**$19.7M**

For Fiscal Year 2022, the capital investment spending was split between vehicles, facilities, and equipment. Rural (5311) providers spent the vast majority (over 90%) of their funding on vehicles, while Small Urban (5307) providers split their funding evenly between vehicles and facilities/equipment. Large Urban (5307) providers spent most of their funding on vehicles. This is summarized in Table 7.2 below.

Table 7.2 Fiscal Year 2022 Summary of Capital Investment Funds by Spending Category

Funding Category	Vehicles	Facilities and Equipment
5307 Small Urban	$4.4M	$4.6M
5311 Rural	$5.4M	$0.4M
5307 Large Urban	$4.0M	$0.8M
Total:	**$13.8M**	**$5.8M**

7.1 Process Summary

The FTA TAM Rule requires that TAM Plans include a list of prioritized investments to improve the state of good repair of FTA-funded capital assets. In this plan, asset investments were determined by subgroup in accordance with the different FTA funding types received by the plan participants: 5311 Rural, 5307 Small Urban, and 5307 Large Urban. Assets were prioritized within each subgroup, but not across subgroups.

Future funding levels used in the analysis have been developed from the previous 2018 GDOT Group TAM Plan, and actual capital awards received by TAM Plan participants between FY2019 and FY2022. The following estimated annual funding levels were used: $5.95 million for 5311 Rural agencies, $10.6 million for 5307 Small Urban agencies, and $6.9 million for 5307 Large Urban agencies.

Modelled Annual Funding

5307 Small	5311 Rural	5307 Large
$10.6M annually	$5.95M, increasing by 3% annually	$6.9M annually

The GDOT Group TAM Plan prioritized assets using the FTA performance measures as indicators of asset condition. Thus, rolling stock and equipment assets were prioritized by age and ULB. Rolling stock and equipment assets that met or exceeded their ULBs within the TAM plan time period (2023 to 2026) were scheduled for replacement in that year using the FTA TERM Lite tool. Facilities were prioritized by the TERM scale condition ratings collected by facility owners. Facility subsystems (e.g., electrical subsystem, shell, substructure, etc.) that received a rating below 3.0 based on visual inspections by facility owners were scheduled for rehabilitation. Each facility subsystem was considered as a separate project and scheduled for investment first by the condition rating, and then by the facility age.

7.2 Summary of Proposed Investments

The GDOT Group TAM Plan covers assets worth with a total replacement cost of over $467 million.

7.2.1 Rural (5311)

With a total value of $67.9 million, Rural (5311) providers made up about 20% of GDOT's assets in 2022. Seventy-seven facilities are used by these rural agencies to provide transit. Of these 77 facilities, GDOT has capital responsibility for seven facilities. Only one of these facilities received a rating below 3.0 on the TERM scale. Rural (5311) providers used 531 revenue vehicles (Rolling Stock) and 3 non-revenue automobiles (Equipment). Figure 7.2 shows the total asset value and current SGR need for Rural (5311) providers.

Rolling Stock renewals are the largest investment category, using $24.6M of the 24.9M budget over four years. Almost all of this investment is into Cutaway Buses. Figure 7.3 shows the annual targeted capital asset expenditure for the four-year time period, assuming annual investment levels totaling $5.95M in 2023 and increasing by 3% each year, reaching $6.5M in FY2026. Please note that facilities are not included in the calculated SGR Need shown in the figure.

Figure 7.2 Total Asset Value and SGR Need for Rural (5311) Organizations, 2022

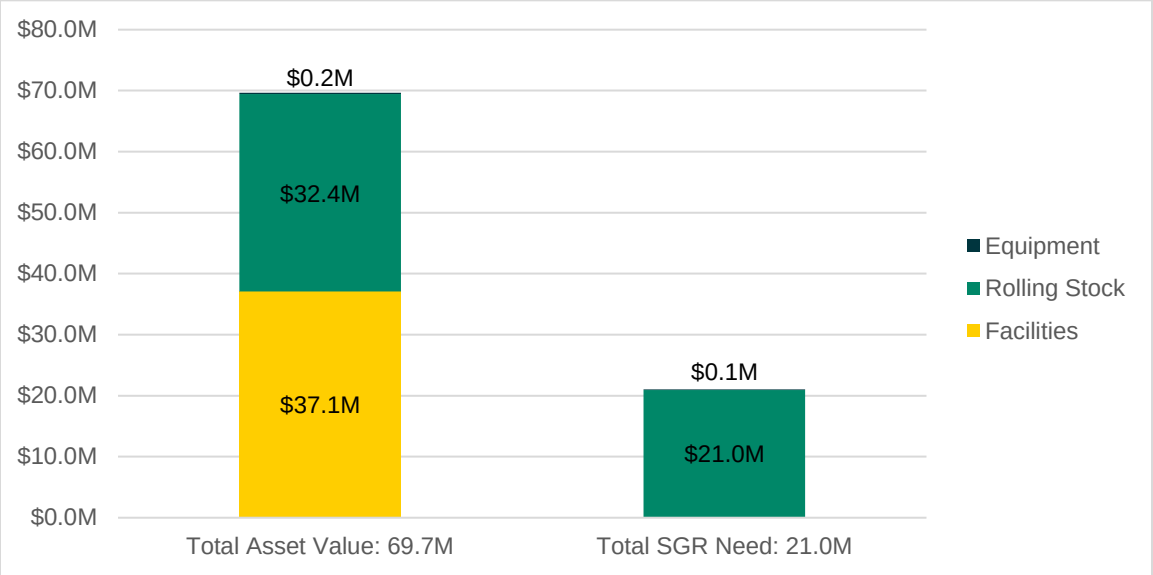

Figure 7.3 Annual Capital Investment Expenditure into Rural (5311) Organizations, 2023-2026

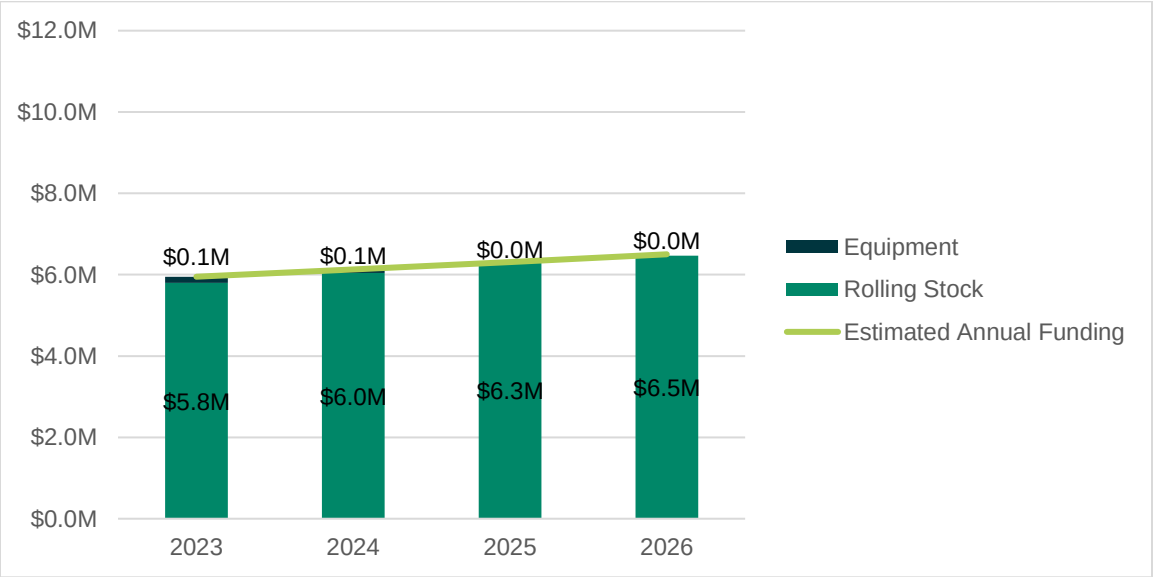

The facility that requires capital investment to improve its TERM rating is Walker County's Administration Facility, which currently occupies a mobile trailer. The foundations, floor and roof construction, exterior walls, windows and doors, floor and ceiling finishes, plumbing fixtures, rainwater drainage, furnishings, parking lot and site lighting were all rated less than 3.0 on the TERM scale. These facility aspects (shown in detail in Table 7.3) are good candidates for immediate investment in the coming years to improve the facility's TERM rating. The building's current value is estimated at $10,000 by Walker County. Walker County will need to formulate projects or identify a replacement for the mobile trailer to estimate the costs required to fix the current deficiencies.

Table 7.3 Walker County Admin Building Aspects with TERM Rating less than 3.0 and Replacement Costs

Hierarchy Level	Facility Aspects	Average TERM Rating
A – Substructure	Special Foundations	1.75
B - Shell	Floor Construction; Roof Construction; Exterior Walls, Windows and Doors	1.28
C - Interiors	Interior Doors; Floor, Ceiling, and Wall Finishes	2.5
D - Systems	Plumbing Fixtures; Rainwater Drainage, Heating; Cooling	2.86
E – Equipment and Furnishings	Fixed and Moveable Furnishings	2.13
G, F - Sitework	Parking Lots; Site Lighting	2.13

7.2.2 Small Urban (5307)

Small Urban (5307) providers made up about 67% of GDOT's assets in 2022, with a total value of $234M. Eighteen facilities are used by these small urban agencies to provide transit, of which GDOT has responsibility for 13. None of these 13 facilities received an overall rating less than 3.0 on the TERM scale, indicating all are in a state of good repair.

Small Urban (5307) agencies used 183 revenue vehicles and 66 equipment assets. Figure 7.4 shows the total asset value and current SGR need for Small Urban (5307) agencies. Please note that facilities are not included in the calculated SGR Need shown in the figure.

Much of the equipment currently in use by Small Urban (5307) providers is currently past its useful life, so much of the modelled funding for FY2023 goes towards updating equipment. After 2023, most of the capital investment goes to Rolling Stock. Figure 7.5 shows the annual targeted capital asset expenditure for the four-year time period, assuming annual investment levels totaling $10.6M in each year of the plan.

Figure 7.4 Total Asset Value and SGR Need for Small Urban (5307) Organizations, 2022

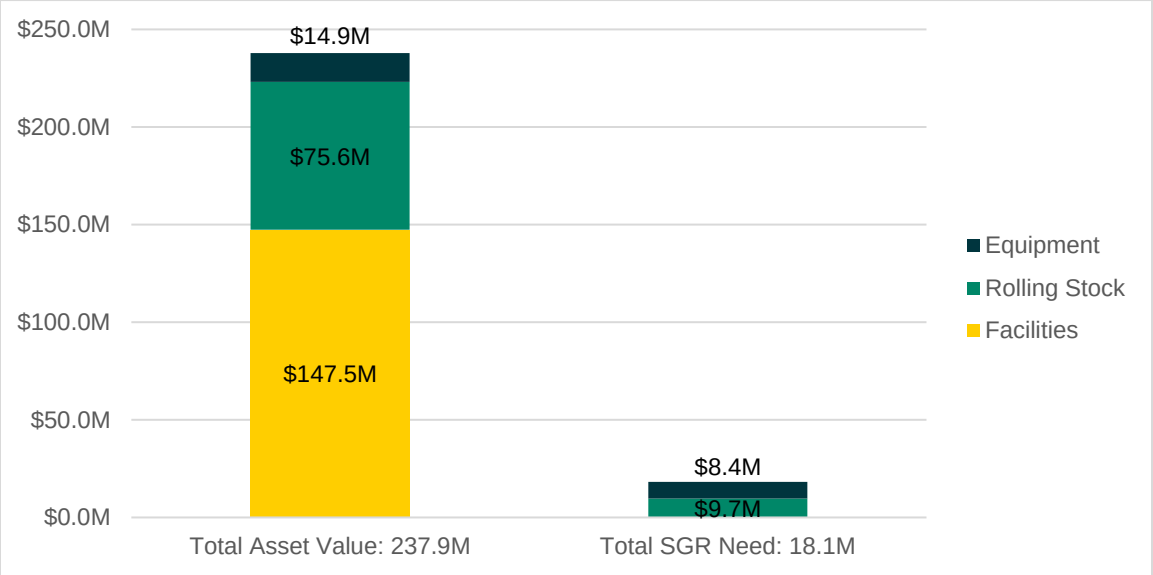

Figure 7.5 Annual Capital Investment Expenditure into Small Urban (5307) Organizations, 2023-2026

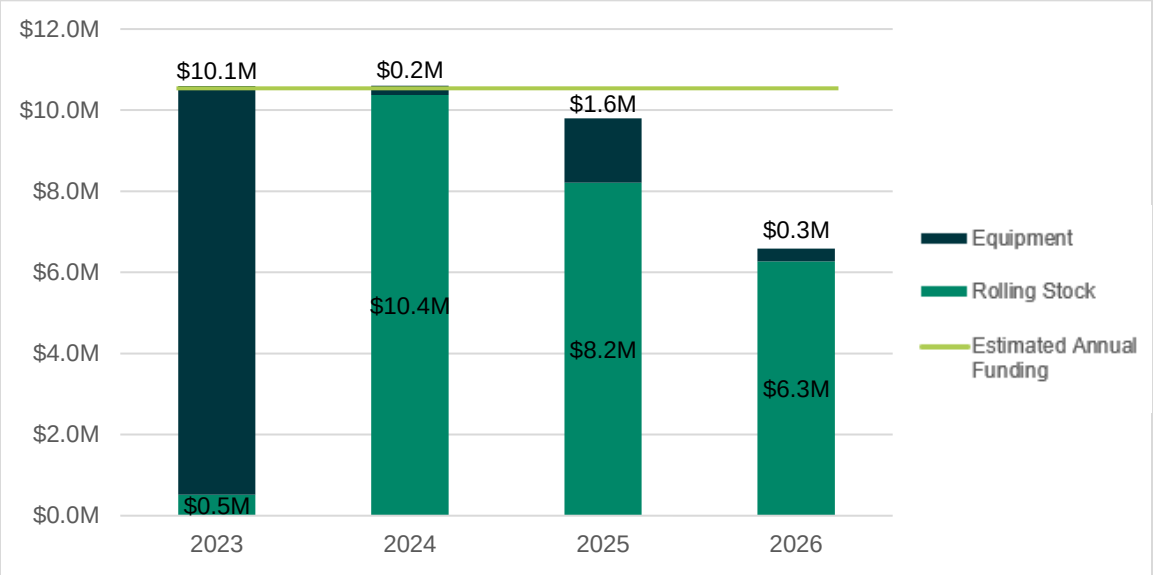

7.2.3 Large Urban (5307)

Large Urban (5307) providers made up about 13% of GDOT's assets in 2022, with a total value of $47.9M. Five facilities are used by these small urban agencies to provide transit, all of which are the capital responsibility of GDOT. Only one of these facilities received an overall rating less than 3.0 on the TERM scale, which flags it for capital investment.

Large Urban (5307) providers used 84 revenue vehicles and 27 equipment assets. Figure 7.6 shows the total asset value and current SGR need for Large Urban (5307) agencies. Please note that facilities are not included in the calculated SGR Need shown in the figure.

GDOT's assets in use by Large Urban (5307) providers are in a generally good state of repair. The TERM Lite modelling shows that current estimated funding levels are sufficient to clear the backlog in 2023 and keep it clear through the end of the TAM Plan period. Figure 7.7 shows the annual targeted capital asset expenditure for the four-year time period, assuming annual investment levels totaling $6.9M in each year of the plan.

Figure 7.6 Total Asset Value and SGR Need for Large Urban (5307) Organizations, 2022

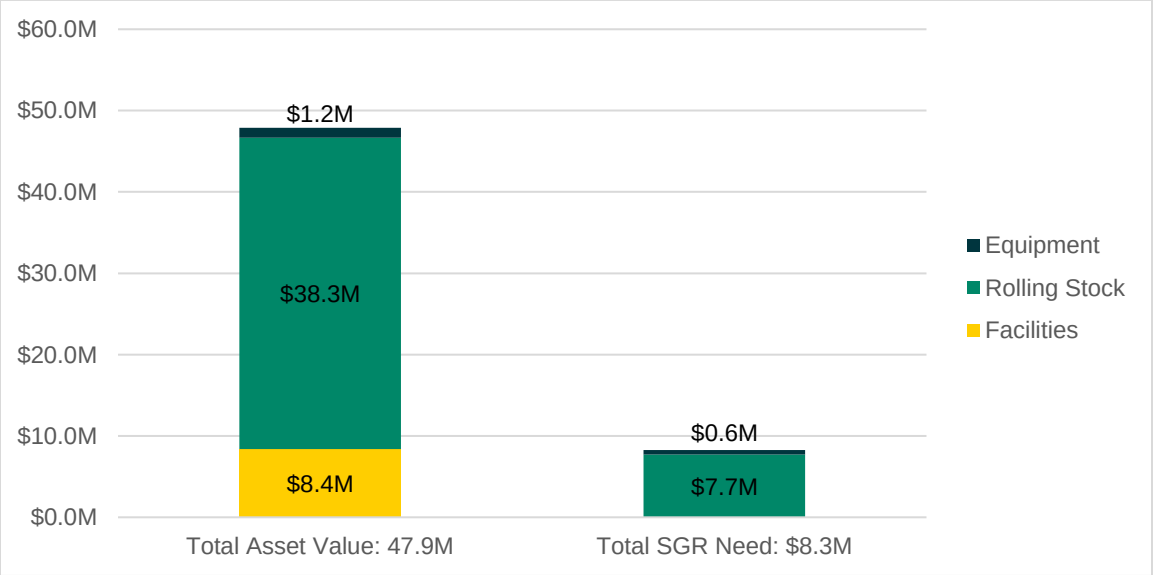

Figure 7.7 Annual Capital Investment Expenditure into Large Urban (5307) Organizations, 2023-2026

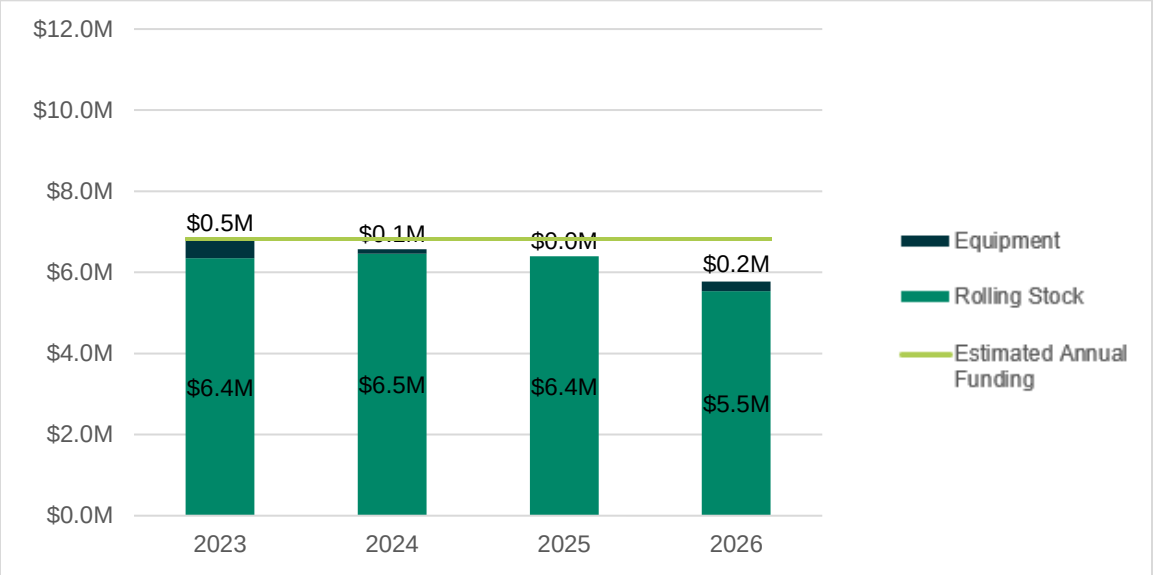

The facility that requires capital investment to improve its TERM rating is the METRA (Columbus) Lower Maintenance Facility. The foundations, floor and roof construction, exterior walls and doors, interior doors, wall finishes, plumbing fixtures, cooling system, and vehicular equipment were all rated less than 3.0 on the TERM scale. These facility aspects are good candidates for immediate investment in the coming years to improve the facility's TERM rating. These facilities and their modelled replacement costs are shown in Table 7.4, with more detailed information contained in the associated Facility Assessment Report. These replacement costs are based on a standard model for this building type, and actual replacement costs may be higher or lower than the costs shown. The maintenance required to improve a given facility aspect is likely to be less than the value of its replacement cost.

Table 7.4 METRA Lower Maintenance Building Aspects with TERM Rating less than 3.0 and Replacement Costs

Hierarchy Level	Facility Aspects	Average TERM Rating	Average Replacement Cost ($2022)[1]
A – Substructure	Standard Foundations	2.75	$247,697
B - Shell	Floor Construction; Roof Construction; Exterior Walls and Doors	2.69	$199,883
C - Interiors	Interior Doors; Wall Finishes	2.75	$72,825
D - Systems	Plumbing Fixtures; Cooling	2.75	$261,663
E – Equipment and Furnishings	Vehicular Equipment	2.75	$1,369,271

[1] These replacement costs are based on a standard model for this building type. METRA will have to formulate projects to estimate repair costs for these facility aspects.

8. Conclusion

The GDOT Group TAM Plan for its subrecipient agencies provides a strategic outlook on capital investments required over the TAM Plan horizon period of 2022 to 2026. With the analysis provided by this plan, GDOT and its subrecipients will be able to align other capital spending plans to focus on maintaining a state of good repair.

Challenges to the implementation of this plan include inflation rates that may vary significantly over the life of this TAM Plan, as well as the availability of suitable transit vehicles following unprecedented supply chain disruption. Additionally, further modelling will be needed in annual updates to this Plan following any reorganization/recategorization of transit providers or funding programs as a result of the 2020 Census results. These results showed Georgia's population increasing by over 1 million people between 2010 and 2020.

Nonetheless, using the funding and investment plan included in this TAM Plan, GDOT will be able to clear the SGR backlog of assets used by Small Urban (5307) and Large Urban (5307) providers and reduce the SGR backlog of assets used by Rural (5311) providers to 18% of its current state in 2022. This is achievable by the end of the TAM Plan period. Continued investment in cutaway buses will be particularly important to the successful provision of rural public transit in Georgia.

Appendix A FTA TERM Rating Scale

Table A.1 shows the description of the TERM Rating Scale used for the facility assessments.

Table A.1 FTA TERM Rating Scale

Rating	Condition	Description
5	Excellent	No visible defects, new or near new condition, may still be under warranty if applicable
4	Good	Good condition, but no longer new, may be slightly defective or deteriorated, but is overall functional
3	Adequate	Moderately deteriorated or defective, but has not exceeded useful life
2	Marginal	Defective or deteriorated in need or replacement; exceeded useful life
1	Poor	Critically damaged or in need of immediate repair; well past useful life.

The sub-component ratings were subsequently aggregated to calculate an overall condition rating for each facility. A weighted average method was used in the calculation, where facility sub-components were weighted by the estimated relative percent of the total facility replacement cost. The weights were developed from general data typical of maintenance and administrative facilities. The calculation for facility rating is shown below.

$$Facility\ Rating = \frac{\sum(Subcomponent\ TERM\ score\ \times Subcomponent\ weight)}{100}$$

Final facility ratings were used in calculating the performance for the asset category. However, the raw sub-component ratings provided by the facility owners were used in determining future facility rehabilitation projects.

Appendix B Asset Register

B.1 Revenue Vehicles

Table B.1 GDOT Revenue Vehicles Asset Register, 2022

Record	Organization	VIN	Vehicle Type	Indicative ULB	Make/Model	Vehicle Year	Funding Program	Replacement Cost ($2022)	Fuel Type	Vehicle Length (Feet)	Current Mileage
1	Augusta-Richmond	1GB6GUBL2G1317646	CU - Cutaway Bus	5	DODGE/GOSHEN COACH	2016	Large Urban (5307)	$109,754	DF - Diesel	25	162,779
2	Augusta-Richmond	1GB6GUBL3G102167	CU - Cutaway Bus	5	DODGE/GOSHEN COACH	2016	Large Urban (5307)	$109,754	DF - Diesel	25	168,069
3	Augusta-Richmond	1GB6GUBL1G1297728	CU - Cutaway Bus	5	DODGE/GOSHEN COACH	2016	Large Urban (5307)	$109,754	DF - Diesel	25	182,193
4	Augusta-Richmond	1GB6GUBL3G1317297	CU - Cutaway Bus	5	DODGE/GOSHEN COACH	2016	Large Urban (5307)	$109,754	DF - Diesel	25	129,048
5	Augusta-Richmond	1GB6GUBL2G1316271	CU - Cutaway Bus	5	DODGE/GOSHEN COACH	2016	Large Urban (5307)	$109,754	DF - Diesel	25	165,197
6	Augusta-Richmond	1GBE4V1919F413323	CU - Cutaway Bus	5	DODGE/GOSHEN COACH	2009	Large Urban (5307)	$143,242	DF - Diesel	16	213,983
7	Augusta-Richmond	1GBE4V1939F413338	CU - Cutaway Bus	5	DODGE/GOSHEN COACH	2009	Large Urban (5307)	$143,242	DF - Diesel	16	233,930
8	Augusta-Richmond	1GB6G5BL8B1177181	CU - Cutaway Bus	5	DODGE/GOSHEN COACH	2011	Large Urban (5307)	$133,900	DF - Diesel	16	180,400
9	Augusta-Richmond	1FDEE3FS8HDC35506	CU - Cutaway Bus	5	FORD/GOSHEN COACH	2017	Rural (5311)	$53,268	GA - Gasoline	22	132,733
10	Augusta-Richmond	1FDEE3FSXHDC35507	CU - Cutaway Bus	5	FORD/GOSHEN COACH	2017	Rural (5311)	$53,268	GA - Gasoline	22	152,728
11	Augusta-Richmond	1FDEE3FS1HDC35508	CU - Cutaway Bus	5	FORD/GOSHEN COACH	2017	Rural (5311)	$53,268	GA - Gasoline	22	180,816
12	Augusta-Richmond	1FDEE3FS7HDC37876	CU - Cutaway Bus	5	FORD/GOSHEN COACH	2017	Rural (5311)	$53,268	GA - Gasoline	22	185,063
13	Augusta-Richmond	1FDEE3FS5HDC38136	CU - Cutaway Bus	5	FORD/GOSHEN COACH	2017	Rural (5311)	$53,268	GA - Gasoline	22	156,256
14	Augusta-Richmond	1FDEE3FS7HDC78945	CU - Cutaway Bus	5	FORD/GOSHEN COACH	2017	Rural (5311)	$53,820	GA - Gasoline	22	142,060
15	Augusta-Richmond	1VHFF3G21A6707077	BU - Bus	14	OTHER/OTHER	2010	Large Urban (5307)	$578,807	DF - Diesel	35	451,989
16	Augusta-Richmond	1VHFF3G27A6707083	BU - Bus	14	OTHER/OTHER	2010	Large Urban (5307)	$578,807	DF - Diesel	35	454,793
17	Augusta-Richmond	1VHFF3G29A6707084	BU - Bus	14	OTHER/OTHER	2010	Large Urban (5307)	$578,807	DF - Diesel	35	442,122
18	Augusta-Richmond	1VHFF3G21B6707632	BU - Bus	14	OTHER/OTHER	2011	Large Urban (5307)	$564,015	DF - Diesel	35	467,786
19	Augusta-Richmond	1VHFF3G23B6707633	BU - Bus	14	OTHER/OTHER	2011	Large Urban (5307)	$564,015	DF - Diesel	35	512,182

Record	Organization	VIN	Vehicle Type	Indicative ULB	Make/Model	Vehicle Year	Funding Program	Replacement Cost ($2022)	Fuel Type	Vehicle Length (Feet)	Current Mileage
20	Augusta-Richmond	1VHFF3G24B6707771	BU - Bus	14	OTHER/OTHER	2011	Large Urban (5307)	$564,052	DF - Diesel	35	399,204
21	Augusta-Richmond	1VHFF3G26B6707772	BU - Bus	14	OTHER/OTHER	2011	Large Urban (5307)	$564,052	DF - Diesel	35	374,550
22	Augusta-Richmond	1VHFF3G28B6707773	BU - Bus	14	OTHER/OTHER	2011	Large Urban (5307)	$564,052	DF - Diesel	35	445,939
23	Augusta-Richmond	1GB6G5BL1B1125732	CU - Cutaway Bus	5	OTHER/OTHER	2011	Large Urban (5307)	$113,124	DF - Diesel	16	277,307
24	Augusta-Richmond	1BAGJBPA44F219644	BU - Bus	14	BLUE BIRD/OTHER	2004	Large Urban (5307)	$503,530	DF - Diesel	35	421,707
25	Augusta-Richmond	1BAGEBPA96W100317	BU - Bus	12	BLUE BIRD/OTHER	2005	Large Urban (5307)	$455,989	DF - Diesel	30	432,102
26	Augusta-Richmond	1BAGEBPA96W100396	BU - Bus	12	BLUE BIRD/OTHER	2005	Large Urban (5307)	$455,989	DF - Diesel	30	411,650
27	Augusta-Richmond	15GGD2716G1189666	BU - Bus	14	GILLIG/OTHER	2016	Large Urban (5307)	$526,623	DF - Diesel	40	251,602
28	Augusta-Richmond	15GGD2718G1189667	BU - Bus	14	GILLIG/OTHER	2016	Large Urban (5307)	$526,623	DF - Diesel	40	242,047
29	Augusta-Richmond	15GGD271XG1189668	BU - Bus	14	GILLIG/OTHER	2016	Large Urban (5307)	$526,623	DF - Diesel	40	251,131
30	Baldwin	1FDEE3FS5HDC35513	CU - Cutaway Bus	5	FORD/OTHER	2017	Rural (5311)	$76,346	GA - Gasoline	22	144,720
31	Baldwin	1FDEE3FS1HDC37873	CU - Cutaway Bus	5	FORD/OTHER	2017	Rural (5311)	$77,024	GA - Gasoline	22	134,525
32	Baldwin	1FDEE3FN2NDC11434	CU - Cutaway Bus	5	FORD/OTHER	2022	Rural (5311)	$52,521	GA - Gasoline	22	18,701
33	Baldwin	1FDEE3FS0HDC78849	CU - Cutaway Bus	5	FORD/OTHER	2017	Rural (5311)	$53,268	GA - Gasoline	22	104,731
34	Bartow	1FMNE11W27DB09140	VN - Van	8	FORD/TRANSIT	2007	Locally funded	$25,955	GA - Gasoline	18	172,105
35	Bartow	1FBSS31L31HA93035	VN - Van	8	FORD/TRANSIT	2001	Locally funded	$50,596	GA - Gasoline	18	83,806
36	Bartow	1FBZX2ZMXHKB42770	VN - Van	8	FORD/TRANSIT	2017	Locally funded	$34,262	GA - Gasoline	22	79,990
37	Bartow	1FBZX2M5KKA34595	VN - Van	8	FORD/TRANSIT	2019	Locally funded	$35,155	GA - Gasoline	18	60,084
38	Bartow	1FDEE3FS9JDC32457	VN - Van	8	FORD/SHUTTLE VAN	2018	Small Urban (5307)	$53,620	GA - Gasoline	22	71,411
39	Bartow	1FDEE3FN3MDC40794	VN - Van	8	FORD/SHUTTLE VAN	2021	Small Urban (5307)	$56,676	GA - Gasoline	22	48,251
40	Bartow	1FDEE3FS7GDC03340	VN - Van	8	FORD/SHUTTLE VAN	2016	Rural (5311)	$62,927	GA - Gasoline	22	128,409
41	Bartow	1FDEE3FS4GDC03375	VN - Van	8	FORD/SHUTTLE VAN	2016	Rural (5311)	$67,579	GA - Gasoline	22	188,696
42	Bartow	1FDEE3FS6GDC03345	VN - Van	8	FORD/SHUTTLE VAN	2016	Rural (5311)	$67,579	GA - Gasoline	22	209,641

Record	Organization	VIN	Vehicle Type	Indicative ULB	Make/Model	Vehicle Year	Funding Program	Replacement Cost ($2022)	Fuel Type	Vehicle Length (Feet)	Current Mileage
43	Bartow	1FDEE3FS2HDC35470	VN - Van	8	FORD/SHUTTLE VAN	2017	Rural (5311)	$65,338	GA - Gasoline	22	149,391
44	Bartow	1FDEE3FS5HDC77874	VN - Van	8	FORD/SHUTTLE VAN	2017	Rural (5311)	$49,437	GA - Gasoline	22	96,995
45	Bartow	1FDEE3FS5HDC78846	VN - Van	8	FORD/SHUTTLE VAN	2017	Rural (5311)	$53,820	GA - Gasoline	22	120,630
46	Bartow	1FDEE3FS5HDC78927	VN - Van	8	FORD/SHUTTLE VAN	2017	Rural (5311)	$53,820	GA - Gasoline	22	113,986
47	Bartow	1FDEEFS4KDC65464	VN - Van	8	FORD/SHUTTLE VAN	2019	Rural (5311)	$60,630	GA - Gasoline	22	62,864
48	Bartow	1FDEE3FN3NDC08185	VN - Van	8	FORD/CHAMPION	2022	Rural (5311)	$48,883	GA - Gasoline	22	30,126
49	Ben Hill	1FDEE3FS9HDC35479	CU - Cutaway Bus	5	FORD/OTHER	2019	Rural (5311)	$71,281	GA - Gasoline	22	188,016
50	Ben Hill	1FDEE3FS4KDC65478	CU - Cutaway Bus	5	FORD/OTHER	2019	Rural (5311)	$71,281	GA - Gasoline	22	87,446
51	Ben Hill	1FDEE3FS0KDC65560	CU - Cutaway Bus	5	FORD/OTHER	2019	Rural (5311)	$71,281	GA - Gasoline	22	97,335
52	Ben Hill	1FDEE3FS0KDC65557	CU - Cutaway Bus	5	FORD/OTHER	2019	Rural (5311)	$71,281	GA - Gasoline	22	822,311
53	Ben Hill	1FDEE3FN6NDC06804	CU - Cutaway Bus	5	FORD/OTHER	2022	Rural (5311)	$64,423	GA - Gasoline	22	35,800
54	Ben Hill	1FDEE3FN4NDC13041	CU - Cutaway Bus	5	FORD/OTHER	2022	Rural (5311)	$64,423	GA - Gasoline	22	14,108
55	Bleckley	1FDEE3FS8KDC65564	CU - Cutaway Bus	5	FORD/OTHER	2019	Rural (5311)	$64,728	GA - Gasoline	22	20,391
56	Bleckley	1FDEE3FS3GDC12472	CU - Cutaway Bus	5	FORD/OTHER	2016	Rural (5311)	$73,090	GA - Gasoline	22	123,084
57	Bleckley	1FDEE3FS2GDC15377	CU - Cutaway Bus	5	FORD/OTHER	2016	Rural (5311)	$73,090	GA - Gasoline	22	107,813
58	Burke	1FDEE3FS3GDC23410	CU - Cutaway Bus	5	FORD/OTHER	2016	Rural (5311)	$78,964	GA - Gasoline	22	114,778
59	Burke	1FDEE3FS8HDC61023	CU - Cutaway Bus	5	FORD/OTHER	2016	Rural (5311)	$78,964	GA - Gasoline	22	157,524
60	Burke	1FDEE3FS8HDC61006	CU - Cutaway Bus	5	FORD/OTHER	2016	Rural (5311)	$78,964	GA - Gasoline	22	86,352
61	Burke	1FDEE3FS6HDC61019	CU - Cutaway Bus	5	FORD/OTHER	2016	Rural (5311)	$78,964	GA - Gasoline	22	125,237
62	Burke	1FDEE3FS4HDC61018	CU - Cutaway Bus	5	FORD/OTHER	2016	Rural (5311)	$71,374	GA - Gasoline	22	49,351
63	Burke	1FDEE3FS6HDC78855	CU - Cutaway Bus	5	FORD/OTHER	2016	Rural (5311)	$78,964	GA - Gasoline	22	54,257
64	Burke	1FDEE3FS6HDC78922	CU - Cutaway Bus	5	FORD/OTHER	2017	Rural (5311)	$76,346	GA - Gasoline	22	75,630
65	Catoosa	1FDFE4FS2EDA23772	CU - Cutaway Bus	5	FORD/CHAMPION	2013	Rural (5311)	$77,583	GA - Gasoline	26	142,719

Record	Organization	VIN	Vehicle Type	Indicative ULB	Make/Model	Vehicle Year	Funding Program	Replacement Cost ($2022)	Fuel Type	Vehicle Length (Feet)	Current Mileage
66	Catoosa	1FDEE3FS6 GDC11011	CU - Cutaway Bus	5	FORD/CHAMPION	2015	Rural (5311)	$66,504	GA - Gasoline	22	108,315
67	Catoosa	1FDEE3FS2 GDC11426	CU - Cutaway Bus	5	FORD/CHAMPION	2015	Rural (5311)	$66,504	GA - Gasoline	22	135,187
68	Catoosa	1FDFE4FS2 FDA37656	CU - Cutaway Bus	5	FORD/CHAMPION	2015	Rural (5311)	$72,523	GA - Gasoline	26	132,915
69	Catoosa	1FDEE3FS3 HDC35459	CU - Cutaway Bus	5	FORD/CHAMPION	2017	Rural (5311)	$62,167	GA - Gasoline	22	85,108
70	Catoosa	1FDEE3FSX HDC35460	CU - Cutaway Bus	5	FORD/CHAMPION	2017	Rural (5311)	$62,167	GA - Gasoline	22	91,978
71	Catoosa	1FDEE3FS9 HDC38138	CU - Cutaway Bus	5	FORD/CHAMPION	2017	Rural (5311)	$62,167	GA - Gasoline	22	89,049
72	Catoosa	1FDEE3FS7 HDC38140	CU - Cutaway Bus	5	FORD/CHAMPION	2017	Rural (5311)	$62,167	GA - Gasoline	22	97,110
73	Catoosa	1FDEE3FN6 NDC21593	CU - Cutaway Bus	5	FORD/CHAMPION	2022	Rural (5311)	$52,521	GA - Gasoline	22	2,932
74	Catoosa	1FDEE3FNX NDC21595	CU - Cutaway Bus	5	FORD/CHAMPION	2022	Rural (5311)	$52,521	GA - Gasoline	22	3,247
75	Catoosa	1FDFE4FN2 NDC06809	CU - Cutaway Bus	5	FORD/CHAMPION	2022	Rural (5311)	$57,274	GA - Gasoline	26	19,846
76	Chattooga	1FDEE3FS3 HDC37874	CU - Cutaway Bus	5	FORD/OTHER	2017	Rural (5311)	$53,268	GA - Gasoline	22	107,082
77	Chattooga	1FDEE3FS1 HDC78973	CU - Cutaway Bus	5	FORD/OTHER	2017	Rural (5311)	$49,437	GA - Gasoline	22	79,372
78	Chattooga		CU - Cutaway Bus	5		2013	Locally funded	$60,961	GA - Gasoline	22	65,720
79	Chattooga	1FDEE3FSX HDC78924	CU - Cutaway Bus	5	FORD/OTHER	2017	Rural (5311)	$53,820	GA - Gasoline	22	66,920
80	Albany	1FDFE4FS9 GDC45258	CU - Cutaway Bus	5	FORD/CHAMPION	2016	Small Urban (5307)	$185,620	CN - Compressed Natural Gas	28	124,308
81	Albany	1FDFE4FS7 GDC45257	CU - Cutaway Bus	5	FORD/CHAMPION	2016	Small Urban (5307)	$185,620	CN - Compressed Natural Gas	28	108,194
82	Albany	1FDFE4FS7 GDC45260	CU - Cutaway Bus	5	FORD/CHAMPION	2016	Small Urban (5307)	$185,620	CN - Compressed Natural Gas	28	95,512
83	Albany	1FDFE4FS9 GDC45261	CU - Cutaway Bus	5	FORD/CHAMPION	2016	Small Urban (5307)	$185,620	CN - Compressed Natural Gas	28	116,007
84	Albany	1FDFE4FS0 GDC45259	CU - Cutaway Bus	5	FORD/CHAMPION	2016	Small Urban (5307)	$185,620	CN - Compressed Natural Gas	28	141,276

Record	Organization	VIN	Vehicle Type	Indicative ULB	Make/Model	Vehicle Year	Funding Program	Replacement Cost ($2022)	Fuel Type	Vehicle Length (Feet)	Current Mileage
85	Albany	1FDFE4FS5HDC62205	CU - Cutaway Bus	5	FORD/CHAMPION	2018	Small Urban (5307)	$173,514	CN - Compressed Natural Gas	28	97,171
86	Albany	15GGB2716G1188927	BU - Bus	14	GILLIG/OTHER	2016	Small Urban (5307)	$594,696	CN - Compressed Natural Gas	35	270,827
87	Albany	15GGB2718G1188928	BU - Bus	14	GILLIG/OTHER	2016	Small Urban (5307)	$594,696	CN - Compressed Natural Gas	35	272,213
88	Albany	15GGB271XG1188929	BU - Bus	14	GILLIG/OTHER	2016	Small Urban (5307)	$594,696	CN - Compressed Natural Gas	35	277,604
89	Albany	15GGB2716G1188930	BU - Bus	14	GILLIG/OTHER	2016	Small Urban (5307)	$594,696	CN - Compressed Natural Gas	35	288,220
90	Albany	15GGE3118J3093366	BU - Bus	12	GILLIG/OTHER	2018	Bus (5339)	$572,830	CN - Compressed Natural Gas	29	214,727
91	Albany	15GGE311XJ3093367	BU - Bus	12	GILLIG/OTHER	2018	Small Urban (5307)	$572,830	CN - Compressed Natural Gas	29	161,554
92	Albany	15GGE3111J3093368	BU - Bus	12	GILLIG/OTHER	2018	Bus (5339)	$572,830	CN - Compressed Natural Gas	29	182,694
93	Albany	15GGB3114L3195226	BU - Bus	14	GILLIG/OTHER	2020	Small Urban (5307)	$606,358	CN - Compressed Natural Gas	35	69,733
94	Albany	15GGB3116L3195227	BU - Bus	14	GILLIG/OTHER	2020	Small Urban (5307)	$606,358	CN - Compressed Natural Gas	35	107,483
95	Albany	15GGB3118L3195228	BU - Bus	14	GILLIG/OTHER	2020	Small Urban (5307)	$606,358	CN - Compressed Natural Gas	35	107,297
96	Albany	15GGB311XL3195229	BU - Bus	14	GILLIG/OTHER	2020	Small Urban (5307)	$606,358	CN - Compressed Natural Gas	35	119,787
97	Albany	15GGB3116L3195230	BU - Bus	14	GILLIG/OTHER	2020	Small Urban (5307)	$606,358	CN - Compressed Natural Gas	35	87,450
98	Albany	15GGB3118L3195231	BU - Bus	14	GILLIG/OTHER	2020	Small Urban (5307)	$606,358	CN - Compressed Natural Gas	35	110,928
99	Albany	15GGB311XL3195232	BU - Bus	14	GILLIG/OTHER	2020	Small Urban (5307)	$606,358	CN - Compressed Natural Gas	35	103,702

Record	Organization	VIN	Vehicle Type	Indicative ULB	Make/Model	Vehicle Year	Funding Program	Replacement Cost ($2022)	Fuel Type	Vehicle Length (Feet)	Current Mileage
100	Albany	15GGB3111 L3195233	BU - Bus	14	GILLIG/OTHER	2020	Small Urban (5307)	$606,358	CN - Compressed Natural Gas	35	108,397
101	Americus	1FDEE3FS3 HDC61009	CU - Cutaway Bus	5	FORD/OTHER	2017	Rural (5311)	$76,256	GA - Gasoline	22	147,518
102	Americus	1FDEE3FS0 HDC61016	CU - Cutaway Bus	5	FORD/OTHER	2017	Rural (5311)	$76,256	GA - Gasoline	22	97,627
103	Americus	1FDEE3FS3 HDC78940	CU - Cutaway Bus	5	FORD/OTHER	2017	Rural (5311)	$76,256	GA - Gasoline	22	117,305
104	Americus	1FDEE3FS1 HDC78942	CU - Cutaway Bus	5	FORD/OTHER	2017	Rural (5311)	$76,256	GA - Gasoline	22	127,535
105	Americus	1FDEE3FS5 HDC78944	CU - Cutaway Bus	5	FORD/OTHER	2017	Rural (5311)	$76,256	GA - Gasoline	22	99,427
106	Cedartown	1FDEE3FS0 HDC38139	CU - Cutaway Bus	5	FORD/OTHER	2017	Rural (5311)	$53,813	GA - Gasoline	22	84,494
107	Gainesville-Hall	3C6TRVAG6 LE111327	VN - Van	8	DODGE/PROMASTER 1500	2020	Small Urban (5307)	$73,495	GA - Gasoline	17	25,995
108	Gainesville-Hall	3C6TRVAGX LE111329	VN - Van	8	DODGE/PROMASTER 1500	2020	Small Urban (5307)	$73,495	GA - Gasoline	17	28,417
109	Gainesville-Hall	3C6TRVAGI LE111333	VN - Van	8	DODGE/PROMASTER 1500	2020	Small Urban (5307)	$73,495	GA - Gasoline	17	25,443
110	Gainesville-Hall	3C6TRVAG7 LE111336	VN - Van	8	DODGE/PROMASTER 1500	2020	Small Urban (5307)	$73,495	GA - Gasoline	17	27,717
111	Gainesville-Hall	3C6TRVAG9 2E111337	VN - Van	8	DODGE/PROMASTER 1500	2020	Small Urban (5307)	$73,495	GA - Gasoline	17	25,443
112	Gainesville-Hall	3C6TRVAG0 LE111341	VN - Van	8	DODGE/PROMASTER 1500	2020	Small Urban (5307)	$73,495	GA - Gasoline	17	14,960
113	Gainesville-Hall	3C6TRVAG1 LE111347	VN - Van	8	DODGE/PROMASTER 1500	2020	Small Urban (5307)	$73,495	GA - Gasoline	17	26,680
114	Gainesville-Hall	3C6TRVAG6 LE111344	VN - Van	8	DODGE/PROMASTER 1500	2020	Small Urban (5307)	$73,495	GA - Gasoline	17	16,472
115	Gainesville-Hall	3C6TRVAG5 LE111349	VN - Van	8	DODGE/PROMASTER 1500	2020	Small Urban (5307)	$73,495	GA - Gasoline	17	25,224
116	Gainesville-Hall	3C6TRVAG6 KE539025	VN - Van	8	DODGE/PROMASTER 1500	2020	Small Urban (5307)	$73,495	GA - Gasoline	17	6,703
117	Gainesville-Hall	3C6URVUG4 LE113979	VN - Van	8	DODGE/PROMASTER 3500	2020	Small Urban (5307)	$85,402	GA - Gasoline	19	32,452
118	Gainesville-Hall	3C6URVUG4 LE113948	VN - Van	8	DODGE/PROMASTER 3500	2020	Small Urban (5307)	$85,402	GA - Gasoline	19	28,982

Record	Organization	VIN	Vehicle Type	Indicative ULB	Make/Model	Vehicle Year	Funding Program	Replacement Cost ($2022)	Fuel Type	Vehicle Length (Feet)	Current Mileage
119	Gainesville-Hall	3C6URVUG6LE113949	VN - Van	8	DODGE/PROMASTER 3500	2020	Small Urban (5307)	$85,402	GA - Gasoline	19	28,509
120	Gainesville-Hall	3C6URVUG9LE113931	VN - Van	8	DODGE/PROMASTER 3500	2020	Small Urban (5307)	$85,402	GA - Gasoline	19	30,937
121	Gainesville-Hall	3C6URVUGXLE113940	VN - Van	8	DODGE/PROMASTER 3500	2020	Small Urban (5307)	$85,402	GA - Gasoline	19	34,418
122	Gainesville-Hall	1FDES6PM2KKA12584	CU - Cutaway Bus	5	FORD/STARTRANS	2019	Small Urban (5307)	$74,552	GA - Gasoline	18	54,318
123	Gainesville-Hall	1FDES6PM4KKA12585	CU - Cutaway Bus	5	FORD/STARTRANS	2019	Small Urban (5307)	$74,552	GA - Gasoline	18	33,043
124	Gainesville-Hall	1F66F5DN2L0A04893	BU - Bus	12	FORD/HOMETOWN	2019	Small Urban (5307)	$424,875	GA - Gasoline	32	2,743
125	Gainesville-Hall	1F66F5DN0L0A04892	BU - Bus	12	FORD/HOMETOWN	2019	Small Urban (5307)	$424,875	GA - Gasoline	32	2,257
126	Hinesville	4UZADEDU8BCAX5712	BU - Bus	12	GLAVAL/FREIGHTLINER	2011	Small Urban (5307)	$217,365	DF - Diesel	32	151,795
127	Hinesville	1FDFE4FS2BDA29762	CU - Cutaway Bus	5	FORD/GOSHEN COACH	2011	Small Urban (5307)	$217,365	GA - Gasoline	24	125,965
128	Hinesville	1FDFE4FS4JDC32523	CU - Cutaway Bus	5	FORD/ECONOLINE	2018	Small Urban (5307)	$171,661	GA - Gasoline	25	59,819
129	Hinesville	1FDFE4FN9MDC36324	CU - Cutaway Bus	5	FORD/ELKHART COACH	2021	Small Urban (5307)	$155,145	GA - Gasoline	22	37,682
130	Hinesville	1FDDFE4FN6MDC36328	CU - Cutaway Bus	5	FORD/ELKHART COACH	2021	Small Urban (5307)	$155,145	GA - Gasoline	22	25,688
131	Hinesville	1FDFE4FN8MDC36332	CU - Cutaway Bus	5	FORD/ELKHART COACH	2021	Small Urban (5307)	$155,145	GA - Gasoline	22	33,178
132	Hinesville	57WMD2A68EM102324	VN - Van	8	VPG/OTHER	2014	Small Urban (5307)	$98,225	GA - Gasoline	17	60,924
133	Rome	1FDFE4FS6JDC06375	CU - Cutaway Bus	5	FORD/OTHER	2018	Small Urban (5307)	$102,974	GA - Gasoline	25	100,703
134	Rome	1FDE4FNMDC41740	CU - Cutaway Bus	5	FORD/OTHER	2021	Small Urban (5307)	$77,317	GA - Gasoline	25	19,372
135	Rome	1FBVU4XM0JKB31546	MV - Minivan	8	FORD/OTHER	2018	Small Urban (5307)	$76,626	GA - Gasoline	22	19,633
136	Rome	1FDEE3FL9DDA56877	VN - Van	8	FORD/OTHER	2013	Small Urban (5307)	$76,456	GA - Gasoline	24	136,026
137	Rome	1GBE4V1909F413197	CU - Cutaway Bus	5	CHEVROLET/GOSHEN OTHER	2009	Small Urban (5307)	$145,231	DF - Diesel	25	252,362
138	Rome	1FDFE4FS3HDC23290	CU - Cutaway Bus	5	FORD/OTHER	2017	Small Urban (5307)	$104,186	GA - Gasoline	29	128,354
139	Rome	1FDFE4FS1KDC07323	CU - Cutaway Bus	5	FORD/OTHER	2019	Small Urban (5307)	$102,686	GA - Gasoline	26	59,643

Record	Organization	VIN	Vehicle Type	Indicative ULB	Make/Model	Vehicle Year	Funding Program	Replacement Cost ($2022)	Fuel Type	Vehicle Length (Feet)	Current Mileage
140	Rome	1FTDS34S89DA09169	MV - Minivan	8	FORD/OTHER	2009	Small Urban (5307)	$61,741	GA - Gasoline	20	111,190
141	Rome	1FDFE4FS7JDC24139	CU - Cutaway Bus	5	FORD/OTHER	2018	Small Urban (5307)	$101,050	GA - Gasoline	27	139,528
142	Rome	1FDFE4FS6JDC32524	CU - Cutaway Bus	5	FORD/OTHER	2018	Small Urban (5307)	$102,942	GA - Gasoline	27	132,918
143	Rome	15GGE291661091018	BU - Bus	12	GILLIG/OTHER	2006	Locally funded	$17,721	DF - Diesel	30	354,713
144	Rome	15GGE271891091769	BU - Bus	12	GILLIG/OTHER	2009	Locally funded	$20,153	DF - Diesel	30	341,688
145	Rome	15GGE271491091770	BU - Bus	12	GILLIG/OTHER	2009	Locally funded	$20,153	DF - Diesel	30	295,450
146	Rome	4DRXWSKK1DH124062	BU - Bus	12	INTERNATIONAL/CHAMPION	2013	Small Urban (5307)	$163,582	DF - Diesel	30	287,371
147	Rome	5WEXWSKK0FH111903	BU - Bus	12	INTERNATIONAL/CHAMPION	2014	Small Urban (5307)	$184,288	DF - Diesel	30	270,686
148	Rome	5WEXWSKK0FH111904	BU - Bus	12	INTERNATIONAL/CHAMPION	2014	Small Urban (5307)	$184,288	DF - Diesel	30	259,467
149	Rome	5WEXWSKK0FH111906	BU - Bus	12	INTERNATIONAL/CHAMPION	2014	Small Urban (5307)	$184,288	DF - Diesel	30	251,603
150	Rome	1FDFE4FS6KKDC65699	BU - Bus	12	FORD/OTHER	2020	Small Urban (5307)	$75,531	GA - Gasoline	25	30,996
151	Rome	1FDFE4S4KDC65698	BU - Bus	12	FORD/OTHER	2020	Small Urban (5307)	$75,531	GA - Gasoline	25	26,137
152	Rome	1FDFE4FS2KDC65702	BU - Bus	12	FORD/OTHER	2020	Small Urban (5307)	$75,531	GA - Gasoline	25	30,434
153	Rome	1FDFE4FS4KDC65703	BU - Bus	12	FORD/OTHER	2020	Small Urban (5307)	$75,531	GA - Gasoline	25	28,838
154	Rome	4DRVWAARXCB594613	SB - School Bus	15	INTERNATIONAL/BUS RE S	2012	Small Urban (5307)	$205,531	DF - Diesel	40	10,542
155	Rome	4DRBWAAR1CB594614	SB - School Bus	15	INTERNATIONAL/BUS RE S	2012	Small Urban (5307)	$205,531	DF - Diesel	40	39,800
156	Rome	4DRBWAAR0CB594619	SB - School Bus	15	INTERNATIONAL/BUS RE S	2012	Small Urban (5307)	$205,531	DF - Diesel	40	16,415
157	Rome	4DRBWAAR9CB594621	SB - School Bus	15	INTERNATIONAL/BUS RE S	2012	Small Urban (5307)	$205,531	DF - Diesel	40	16,926
158	Rome	4DRBWAAR0CB594622	SB - School Bus	15	INTERNATIONAL/BUS RE S	2012	Small Urban (5307)	$205,531	DF - Diesel	40	41,549
159	Rome	4DRBWAAR2CB594623	SB - School Bus	15	INTERNATIONAL/BUS RE S	2012	Small Urban (5307)	$202,640	DF - Diesel	40	30,334
160	Rome	4DRBWAAR2CB635316	SB - School Bus	15	INTERNATIONAL/BUS RE S	2012	Small Urban (5307)	$202,640	DF - Diesel	40	50,974
161	Rome	4DRBWAAR4CB635317	SB - School Bus	15	INTERNATIONAL/BUS RE S	2012	Small Urban (5307)	$205,531	DF - Diesel	40	13,645
162	Rome	4DRBWAAR8CB635319	SB - School Bus	15	INTERNATIONAL/BUS RE S	2012	Small Urban (5307)	$202,640	DF - Diesel	40	4,158

Record	Organization	VIN	Vehicle Type	Indicative ULB	Make/Model	Vehicle Year	Funding Program	Replacement Cost ($2022)	Fuel Type	Vehicle Length (Feet)	Current Mileage
163	Rome	1T7Y84D26J 1126232	SB - School Bus	15	THOMAS/BUS RE S	2018	Small Urban (5307)	$203,165	DF - Diesel	40	21,639
164	Rome	1T7Y84D24J 1126231	SB - School Bus	15	THOMAS/BUS RE S	2018	Small Urban (5307)	$203,165	DF - Diesel	40	20,467
165	Rome	1T7Y84D22J 1126230	SB - School Bus	15	THOMAS/BUS RE S	2018	Small Urban (5307)	$203,165	DF - Diesel	40	14,376
166	Rome	1T7Y84D2X K1144136	SB - School Bus	15	THOMAS/140YS SCHOOL BUS	2019	Small Urban (5307)	$200,548	DF - Diesel	40	16,431
167	Rome	1T7Y84D21K 1144137	SB - School Bus	15	THOMAS/140YS SCHOOL BUS	2019	Small Urban (5307)	$200,548	DF - Diesel	40	7,716
168	Rome	1T7Y84D23K 1144138	SB - School Bus	15	THOMAS/140YS SCHOOL BUS	2019	Small Urban (5307)	$200,548	DF - Diesel	40	9,329
169	Rome	4DRBWAAR XAA156113	SB - School Bus	15	INTERNATIONA L/BUS RE S	2010	Small Urban (5307)	$210,341	DF - Diesel	40	101,282
170	Rome	4DRBWAAR 8AA156109	SB - School Bus	15	INTERNATIONA L/BUS RE S	2010	Small Urban (5307)	$210,341	DF - Diesel	40	11,540
171	Rome	4DRBWAAR 8AA156112	SB - School Bus	15	INTERNATIONA L/BUS RE S	2010	Small Urban (5307)	$210,341	DF - Diesel	40	78,434
172	Rome	4DRBWAAR 3BB315971	SB - School Bus	15	INTERNATIONA L/BUS RE S	2011	Small Urban (5307)	$203,367	DF - Diesel	40	85,778
173	Rome	4DRBWAAR 5BB315972	SB - School Bus	15	INTERNATIONA L/BUS RE S	2011	Small Urban (5307)	$203,367	DF - Diesel	40	95,059
174	Rome	1BABNBXA9 YF094080	SB - School Bus	15	BLUE BIRD/OTHER	2000	Small Urban (5307)	$246,175	DF - Diesel	40	76,686
175	Rome	1BABNBXA0 YF094081	SB - School Bus	15	BLUE BIRD/OTHER	2000	Small Urban (5307)	$246,175	DF - Diesel	40	34,382
176	Rome	1BABNBXA2 YF094082	SB - School Bus	15	BLUE BIRD/OTHER	2000	Small Urban (5307)	$246,175	DF - Diesel	40	37,599
177	Rome	1BABNBXA4 YF094083	SB - School Bus	15	BLUE BIRD/OTHER	2000	Small Urban (5307)	$246,175	DF - Diesel	40	4,743
178	Rome	1BABNBXA8 YF094085	SB - School Bus	15	BLUE BIRD/OTHER	2000	Small Urban (5307)	$246,175	DF - Diesel	40	35,868
179	Rome	1BABNBXA5 1F201535	SB - School Bus	15	BLUE BIRD/OTHER	2001	Small Urban (5307)	$239,456	DF - Diesel	40	60,506
180	Rome	1BABNBXA7 1F201536	SB - School Bus	15	BLUE BIRD/OTHER	2001	Small Urban (5307)	$239,456	DF - Diesel	40	17,294
181	Rome	1BABNBXA9 1F201537	SB - School Bus	15	BLUE BIRD/OTHER	2001	Small Urban (5307)	$239,456	DF - Diesel	40	79,603
182	Rome	4DRBWAAR 4AA156110	SB - School Bus	15	INTERNATIONA L/BUS RE S	2010	Small Urban (5307)	$210,341	DF - Diesel	40	70,721
183	Rome	4DRBWAAR 6AA156111	SB - School Bus	15	INTERNATIONA L/BUS RE S	2010	Small Urban (5307)	$210,341	DF - Diesel	40	89,179
184	Social Circle	1FDEE3FS5 GDC19035	CU - Cutaway Bus	5	FORD/OTHER	2016	Small Urban (5307)	$55,666	GA - Gasoline	21	39,932
185	Social Circle	1FDEE3FS8 HDC78923	CU - Cutaway Bus	5	FORD/OTHER	2017	Small Urban (5307)	$53,820	GA - Gasoline	21	40,052

Record	Organization	VIN	Vehicle Type	Indicative ULB	Make/Model	Vehicle Year	Funding Program	Replacement Cost ($2022)	Fuel Type	Vehicle Length (Feet)	Current Mileage
186	Valdosta	5TDZZ3DC4LS084148	MV - Minivan	8	TOYOTA/SIENNA	2020	Small Urban (5307)	$36,372	GA - Gasoline	16	42,863
187	Valdosta	5TDZZ3DC5LS085275	MV - Minivan	8	TOYOTA/SIENNA	2020	Small Urban (5307)	$36,372	GA - Gasoline	16	41,298
188	Valdosta	5TDZZ3DC0LS062583	MV - Minivan	8	TOYOTA/SIENNA	2020	Small Urban (5307)	$44,930	GA - Gasoline	16	49,467
189	Valdosta	5TDZZ3DC6LS065214	MV - Minivan	8	TOYOTA/SIENNA	2020	Small Urban (5307)	$44,930	GA - Gasoline	16	44,078
190	Valdosta	5TDZZ3DC1LS087069	MV - Minivan	8	TOYOTA/SIENNA	2020	Small Urban (5307)	$36,372	GA - Gasoline	16	42,962
191	Valdosta	5TDZZ3DC9LS087255	MV - Minivan	8	TOYOTA/SIENNA	2020	Small Urban (5307)	$36,372	GA - Gasoline	16	43,653
192	Valdosta	5TDZZ3DC4LS087681	MV - Minivan	8	TOYOTA/SIENNA	2020	Small Urban (5307)	$36,372	GA - Gasoline	16	47,894
193	Valdosta	5TDZZ3DC6LS038644	MV - Minivan	8	TOYOTA/SIENNA	2020	Small Urban (5307)	$44,930	GA - Gasoline	16	65,184
194	Valdosta	5TDZZ3DC6LS087889	MV - Minivan	8	TOYOTA/SIENNA	2020	Small Urban (5307)	$36,372	GA - Gasoline	16	25,327
195	Clay	1FDFE4FS0HDC43111	CU - Cutaway Bus	5	FORD/OTHER	2017	Rural (5311)	$76,255	GA - Gasoline	22	212,490
196	Clay	1FDEE3FS6JDC32450	CU - Cutaway Bus	5	FORD/OTHER	2018	Rural (5311)	$73,726	GA - Gasoline	22	152,772
197	Clay	1FMZK1CM4KKB69284	CU - Cutaway Bus	5	FORD/OTHER	2019	Rural (5311)	$71,281	GA - Gasoline	18	101,621
198	Clay	1FDEE3FN7NDC08187	CU - Cutaway Bus	5	FORD/CHAMPION	2022	Rural (5311)	$64,423	GA - Gasoline	22	40,966
199	CRC	1FDEE3FS2CDA92870	CU - Cutaway Bus	5	FORD/OTHER	2014	Rural (5311)	$84,374	GA - Gasoline	22	223,829
200	CRC	1FDEE3FS5EDA17115	CU - Cutaway Bus	5	FORD/OTHER	2014	Rural (5311)	$84,374	GA - Gasoline	22	239,834
201	CRC	1FDEE3FS5EDA18281	CU - Cutaway Bus	5	FORD/OTHER	2014	Rural (5311)	$84,374	GA - Gasoline	22	205,539
202	CRC	1FDEE3FS3EDA26752	CU - Cutaway Bus	5	FORD/OTHER	2014	Rural (5311)	$84,374	GA - Gasoline	22	188,545
203	CRC	1FDEE3FS5EDA26753	CU - Cutaway Bus	5	FORD/OTHER	2014	Rural (5311)	$84,374	GA - Gasoline	22	220,643
204	CRC	1FDEE3FS3EDA34088	CU - Cutaway Bus	5	FORD/OTHER	2014	Rural (5311)	$84,374	GA - Gasoline	22	231,356
205	CRC	1FDEE3FS2EDA46443	CU - Cutaway Bus	5	FORD/OTHER	2014	Rural (5311)	$84,374	GA - Gasoline	22	221,213
206	CRC	1FDEE3FS8EDA88325	CU - Cutaway Bus	5	FORD/OTHER	2014	Rural (5311)	$84,374	GA - Gasoline	22	217,000
207	CRC	1FDEE3FS5EDA99153	CU - Cutaway Bus	5	FORD/OTHER	2014	Rural (5311)	$84,374	GA - Gasoline	22	265,190
208	CRC	1FDEE3FS7EDA99154	CU - Cutaway Bus	5	FORD/OTHER	2014	Rural (5311)	$84,374	GA - Gasoline	22	250,904

Record	Organization	VIN	Vehicle Type	Indicative ULB	Make/Model	Vehicle Year	Funding Program	Replacement Cost ($2022)	Fuel Type	Vehicle Length (Feet)	Current Mileage
209	CRC	1FDEE3FS6 EDB17711	CU - Cutaway Bus	5	FORD/OTHER	2014	Rural (5311)	$84,374	GA - Gasoline	22	180,265
210	CRC	1FDEE3FS1 EDB17714	CU - Cutaway Bus	5	FORD/OTHER	2014	Rural (5311)	$84,374	GA - Gasoline	22	229,726
211	CRC	1FDEE3FS3 EDB17715	CU - Cutaway Bus	5	FORD/OTHER	2014	Rural (5311)	$84,374	GA - Gasoline	22	167,392
212	CRC	1FDEE3FS5 EDB17716	CU - Cutaway Bus	5	FORD/OTHER	2014	Rural (5311)	$84,374	GA - Gasoline	22	159,487
213	CRC	1FDEE3FS2 EDB10318	CU - Cutaway Bus	5	FORD/OTHER	2014	Rural (5311)	$84,374	GA - Gasoline	22	228,414
214	CRC	1FDEE3FS4 EDB10319	CU - Cutaway Bus	5	FORD/OTHER	2014	Rural (5311)	$84,374	GA - Gasoline	22	163,573
215	CRC	1FDEE3FS0 EDB10320	CU - Cutaway Bus	5	FORD/OTHER	2014	Rural (5311)	$84,374	GA - Gasoline	22	175,591
216	CRC	1FDEE3FS0 EDB17719	CU - Cutaway Bus	5	FORD/OTHER	2017	Rural (5311)	$76,256	GA - Gasoline	22	80,679
217	CRC	1FDEE3FS0 HDC37878	CU - Cutaway Bus	5	FORD/OTHER	2017	Rural (5311)	$76,256	GA - Gasoline	22	129,270
218	CRC	1FDEE3FS2 HDC57436	CU - Cutaway Bus	5	FORD/OTHER	2017	Rural (5311)	$76,256	GA - Gasoline	22	129,039
219	CRC	1FDEE3FS1 HDC57444	CU - Cutaway Bus	5	FORD/OTHER	2017	Rural (5311)	$76,256	GA - Gasoline	22	116,027
220	CRC	1FDEE3FS1 HDC61008	CU - Cutaway Bus	5	FORD/OTHER	2017	Rural (5311)	$76,256	GA - Gasoline	22	123,517
221	CRC	1FDEE3FS2 HDC61017	CU - Cutaway Bus	5	FORD/OTHER	2017	Rural (5311)	$76,256	GA - Gasoline	22	154,564
222	CRC	1FDEE3FS1 HDC61011	CU - Cutaway Bus	5	FORD/OTHER	2017	Rural (5311)	$76,256	GA - Gasoline	22	105,504
223	CRC	1FDEE3FS8 HDC57439	CU - Cutaway Bus	5	FORD/OTHER	2017	Rural (5311)	$76,256	GA - Gasoline	22	126,965
224	CRC	1FDEE3FS0 HDC57435	CU - Cutaway Bus	5	FORD/OTHER	2017	Rural (5311)	$76,256	GA - Gasoline	22	162,860
225	CRC	1FDEE3FS4 HDC57440	CU - Cutaway Bus	5	FORD/OTHER	2017	Rural (5311)	$76,256	GA - Gasoline	22	166,810
226	CRC	1FDEE3FS3 HDC57445	CU - Cutaway Bus	5	FORD/OTHER	2017	Rural (5311)	$76,256	GA - Gasoline	22	106,802
227	CRC	1FDEE3FS5 HDC57446	CU - Cutaway Bus	5	FORD/OTHER	2017	Rural (5311)	$76,256	GA - Gasoline	22	110,193
228	CRC	1FDEE3FS7 HDC57447	CU - Cutaway Bus	5	FORD/OTHER	2017	Rural (5311)	$76,256	GA - Gasoline	22	107,684
229	CRC	1FDEE3FS0 HDC57452	CU - Cutaway Bus	5	FORD/OTHER	2017	Rural (5311)	$76,256	GA - Gasoline	22	105,640
230	CRC	1FDEE3FS8 HDC57442	CU - Cutaway Bus	5	FORD/OTHER	2017	Rural (5311)	$76,256	GA - Gasoline	22	161,824
231	CRC	1FDEE3FS6 HDC57438	CU - Cutaway Bus	5	FORD/OTHER	2017	Rural (5311)	$76,256	GA - Gasoline	22	114,809

Record	Organization	VIN	Vehicle Type	Indicative ULB	Make/Model	Vehicle Year	Funding Program	Replacement Cost ($2022)	Fuel Type	Vehicle Length (Feet)	Current Mileage
232	CRC	1FDEE3FS9 HDC61001	CU - Cutaway Bus	5	FORD/OTHER	2017	Rural (5311)	$76,256	GA - Gasoline	22	94,799
233	CRC	1FDEE3FSX HDC61007	CU - Cutaway Bus	5	FORD/OTHER	2017	Rural (5311)	$76,256	GA - Gasoline	22	126,690
234	CRC	1FDEE3FS0 HDC57449	CU - Cutaway Bus	5	FORD/OTHER	2017	Rural (5311)	$76,256	GA - Gasoline	22	105,235
235	CRC	1FDEE3FS2 HDC57453	CU - Cutaway Bus	5	FORD/OTHER	2017	Rural (5311)	$76,256	GA - Gasoline	22	182,123
236	CRC	1FDEE3FS0 HDC55815	CU - Cutaway Bus	5	FORD/OTHER	2017	Rural (5311)	$76,256	GA - Gasoline	22	128,393
237	CRC	1FDEE3FS4 HDC55813	CU - Cutaway Bus	5	FORD/OTHER	2017	Rural (5311)	$76,256	GA - Gasoline	22	89,542
238	CRC	1FDEE3FS6 HDC55818	CU - Cutaway Bus	5	FORD/OTHER	2017	Rural (5311)	$76,256	GA - Gasoline	22	114,933
239	CRC	1FDEE3FS3 HDC55811	CU - Cutaway Bus	5	FORD/OTHER	2017	Rural (5311)	$76,256	GA - Gasoline	22	113,381
240	CRC	1FDEE3FS2 HDC55816	CU - Cutaway Bus	5	FORD/OTHER	2017	Rural (5311)	$76,256	GA - Gasoline	22	96,931
241	CRC	1FDEE3FS4 HDC55817	CU - Cutaway Bus	5	FORD/OTHER	2017	Rural (5311)	$76,256	GA - Gasoline	22	146,626
242	CRC	1FDEE3FS5 HDC55812	CU - Cutaway Bus	5	FORD/OTHER	2017	Rural (5311)	$76,256	GA - Gasoline	22	103,267
243	CRC	1FDEE3FS9 HDC55814	CU - Cutaway Bus	5	FORD/OTHER	2017	Rural (5311)	$76,256	GA - Gasoline	22	106,824
244	CRC	1FDEE3FS8 HDC55819	CU - Cutaway Bus	5	FORD/OTHER	2017	Rural (5311)	$76,256	GA - Gasoline	22	83,841
245	CRC	1FDEE3FS9 HDC78929	CU - Cutaway Bus	5	FORD/OTHER	2017	Rural (5311)	$76,256	GA - Gasoline	22	103,599
246	CRC	1FDEE3FS5 HDC78930	CU - Cutaway Bus	5	FORD/OTHER	2017	Rural (5311)	$76,256	GA - Gasoline	22	123,887
247	CRC	1FDEE3FS7 HDC78931	CU - Cutaway Bus	5	FORD/OTHER	2017	Rural (5311)	$76,256	GA - Gasoline	22	86,124
248	CRC	1FDEE3FS8 HDC78937	CU - Cutaway Bus	5	FORD/OTHER	2017	Rural (5311)	$76,256	GA - Gasoline	22	87,578
249	CRC	1FDEE3FS2 HDC78951	CU - Cutaway Bus	5	FORD/OTHER	2017	Rural (5311)	$76,256	GA - Gasoline	22	123,513
250	CRC	1FDEE3FS4 HDC78952	CU - Cutaway Bus	5	FORD/OTHER	2017	Rural (5311)	$76,256	GA - Gasoline	22	113,921
251	CRC	1FDEE3FS4 HDC78966	CU - Cutaway Bus	5	FORD/OTHER	2017	Rural (5311)	$76,256	GA - Gasoline	22	91,267
252	CRC	1FDEE3FS6 HDC78967	CU - Cutaway Bus	5	FORD/OTHER	2017	Rural (5311)	$76,256	GA - Gasoline	22	76,264
253	CRC	1FDEE3FSX HDC78969	CU - Cutaway Bus	5	FORD/OTHER	2017	Rural (5311)	$76,256	GA - Gasoline	22	67,201
254	CRC	1FDEE3FS0 HDC78852	CU - Cutaway Bus	5	FORD/OTHER	2017	Rural (5311)	$76,256	GA - Gasoline	22	130,672

Record	Organization	VIN	Vehicle Type	Indicative ULB	Make/Model	Vehicle Year	Funding Program	Replacement Cost ($2022)	Fuel Type	Vehicle Length (Feet)	Current Mileage
255	CRC	1FDEE3FSX HDC78938	CU - Cutaway Bus	5	FORD/OTHER	2017	Rural (5311)	$76,256	GA - Gasoline	22	79,259
256	CRC	1FDEE3FSX HDC78843	CU - Cutaway Bus	5	FORD/OTHER	2017	Rural (5311)	$76,256	GA - Gasoline	22	110,858
257	CRC	1FDEE3FS1 HDC78925	CU - Cutaway Bus	5	FORD/OTHER	2017	Rural (5311)	$76,256	GA - Gasoline	22	90,175
258	CRC	1FDEE3FSX HDC78941	CU - Cutaway Bus	5	FORD/OTHER	2017	Rural (5311)	$76,256	GA - Gasoline	22	101,762
259	CRC	1FDEE3FS8 HDC78954	CU - Cutaway Bus	5	FORD/OTHER	2017	Rural (5311)	$76,256	GA - Gasoline	22	90,640
260	CRC	1FDEE3FS7 HDC78962	VN - Van	8	FORD/OTHER	2022	Rural (5311)	$64,424	GA - Gasoline	22	20,321
261	CRC	1FDAX2C87 MKA20314	VN - Van	8	FORD/TRANSIT	2022	Rural (5311)	$64,424	GA - Gasoline	22	14,568
262	CRC	1FDAX2C84 MKA20318	VN - Van	8	FORD/TRANSIT	2022	Rural (5311)	$64,424	GA - Gasoline	22	11,029
263	CRC	1FDAX2C86 MKA20319	VN - Van	8	FORD/TRANSIT	2022	Rural (5311)	$64,424	GA - Gasoline	22	17,765
264	Columbia	1FDEE3FS1 GDC03379	CU - Cutaway Bus	5	FORD/OTHER	2016	Rural (5311)	$79,064	GA - Gasoline	22	143,230
265	Columbia	1FDEE3FS5 GDC03370	CU - Cutaway Bus	5	FORD/OTHER	2016	Rural (5311)	$67,032	GA - Gasoline	22	157,057
266	Columbia	1FDEE3FSX HDC35457	CU - Cutaway Bus	5	FORD/OTHER	2017	Rural (5311)	$69,244	GA - Gasoline	22	100,602
267	Columbia	1FDEE3FS4 HDC35471	CU - Cutaway Bus	5	FORD/OTHER	2017	Rural (5311)	$69,244	GA - Gasoline	22	112,451
268	Columbia	1FDEE3FS6 HDC78984	CU - Cutaway Bus	5	FORD/OTHER	2018	Rural (5311)	$73,814	GA - Gasoline	22	78,137
269	Columbia	1FDEE3FS1 HDC77872	CU - Cutaway Bus	5	FORD/OTHER	2018	Rural (5311)	$73,814	GA - Gasoline	22	86,470
270	Columbia	1FDEE3FS1 HDC78844	CU - Cutaway Bus	5	FORD/OTHER	2018	Rural (5311)	$73,814	GA - Gasoline	22	96,525
271	Columbia	1FDEE3FS8 JDC32451	CU - Cutaway Bus	5	FORD/OTHER	2019	Rural (5311)	$64,728	GA - Gasoline	22	62,446
272	Columbia	1FDEE3FS2 JDC32493	CU - Cutaway Bus	5	FORD/OTHER	2019	Rural (5311)	$64,728	GA - Gasoline	22	60,570
273	Columbia	1FDEE3FN1 NDC05768	CU - Cutaway Bus	5	FORD/OTHER	2021	Rural (5311)	$66,712	GA - Gasoline	22	13,613
274	Coweta	1FDEE3FS9 HDC57451	CU - Cutaway Bus	5	FORD/OTHER	2017	Rural (5311)	$53,239	GA - Gasoline	22	175,399
275	Coweta	1FDEE3FS8 HDC78968	CU - Cutaway Bus	5	FORD/OTHER	2017	Rural (5311)	$53,778	GA - Gasoline	22	135,476
276	Coweta	1FDEE3FS4 HDC78983	CU - Cutaway Bus	5	FORD/OTHER	2017	Rural (5311)	$53,778	GA - Gasoline	22	125,433
277	Coweta	1FDEE3FSX JDC32421	CU - Cutaway Bus	5	FORD/OTHER	2018	Rural (5311)	$48,944	GA - Gasoline	22	109,388

Record	Organization	VIN	Vehicle Type	Indicative ULB	Make/Model	Vehicle Year	Funding Program	Replacement Cost ($2022)	Fuel Type	Vehicle Length (Feet)	Current Mileage
278	Coweta	1FDEE3FS8 JDC34217	CU - Cutaway Bus	5	FORD/OTHER	2018	Rural (5311)	$48,944	GA - Gasoline	22	68,251
279	Coweta	1FDEE3FS1 JDC32419	CU - Cutaway Bus	5	FORD/OTHER	2018	Rural (5311)	$48,944	GA - Gasoline	22	83,358
280	Crawford	1FDEE3FSX JDC32452	CU - Cutaway Bus	5	FORD/STARTR ANS	2018	Rural (5311)	$53,261	GA - Gasoline	22	45,763
281	Crawford	1FDEE3FS2 JDC32459	CU - Cutaway Bus	5	FORD/STARTR ANS	2018	Rural (5311)	$48,973	GA - Gasoline	22	37,773
282	Crawford	1FDEE3FS1 HDC78939	CU - Cutaway Bus	5	FORD/STARTR ANS	2017	Rural (5311)	$48,633	GA - Gasoline	22	96,836
283	Crisp	1FDEE3FS3 HDC32058	CU - Cutaway Bus	5	FORD/OTHER	2017	Rural (5311)	$76,255	GA - Gasoline	22	179,281
284	Crisp	1FDEE3FS9 HDC32064	CU - Cutaway Bus	5	FORD/OTHER	2017	Rural (5311)	$76,255	GA - Gasoline	22	196,716
285	Crisp	1FDEE3FS3 HDC35462	CU - Cutaway Bus	5	FORD/OTHER	2017	Rural (5311)	$76,255	GA - Gasoline	22	116,509
286	Crisp	1FDEE3FSX HDC78972	CU - Cutaway Bus	5	FORD/OTHER	2017	Rural (5311)	$76,255	GA - Gasoline	22	127,559
287	Crisp	1FDEE3FN2 NDC05763	CU - Cutaway Bus	5	CHAMPION/OT HER	2022	Rural (5311)	$64,423	GA - Gasoline	22	44,174
288	Crisp	1FDEE3FNF NDC05764	CU - Cutaway Bus	5	CHAMPION/OT HER	2022	Rural (5311)	$64,423	GA - Gasoline	22	36,167
289	Dade	1FDEE3FS5 GOCO3353	VN - Van	8	DODGE/PROMA STER 3500	2015	Rural (5311)	$69,897	GA - Gasoline	22	165,349
290	Dade	1FDEE3FS4 HDC35504	VN - Van	8	DODGE/PROMA STER 3500	2017	Rural (5311)	$65,338	GA - Gasoline	22	170,609
291	Dade	1FDEE3FS4 KDC65559	VN - Van	8	DODGE/PROMA STER 3500	2019	Rural (5311)	$61,077	GA - Gasoline	22	126,290
292	Dade	1FDEE3FS5 KDC65568	VN - Van	8	DODGE/PROMA STER 3500	2019	Rural (5311)	$61,077	GA - Gasoline	22	44,812
293	Dawson	1FDEE3FS1 GDC17167	CU - Cutaway Bus	5	FORD/OTHER	2015	Rural (5311)	$50,357	GA - Gasoline	22	110,770
294	Dawson	1FDEE3FS2 HDC35467	CU - Cutaway Bus	5	FORD/OTHER	2017	Rural (5311)	$53,265	GA - Gasoline	22	98,492
295	Dawson	1FDEE3FS3 HDC61012	CU - Cutaway Bus	5	FORD/OTHER	2017	Rural (5311)	$53,265	GA - Gasoline	22	94,478
296	Dawson	1FDEE3FS4 HDC78949	CU - Cutaway Bus	5	FORD/OTHER	2017	Rural (5311)	$53,265	GA - Gasoline	22	81,149
297	Dodge	1FDEE3FN0 NDC06801	CU - Cutaway Bus	5	FORD/OTHER	2022	Rural (5311)	$64,500	GA - Gasoline	22	25,870
298	Dodge	1FDEE3FS3 HDC35509	CU - Cutaway Bus	5	FORD/OTHER	2017	Rural (5311)	$69,244	GA - Gasoline	22	127,200
299	Dodge	1FDEE3FS4 HDC61004	CU - Cutaway Bus	5	FORD/OTHER	2017	Rural (5311)	$76,346	GA - Gasoline	22	111,530

Record	Organization	VIN	Vehicle Type	Indicative ULB	Make/Model	Vehicle Year	Funding Program	Replacement Cost ($2022)	Fuel Type	Vehicle Length (Feet)	Current Mileage
300	Dooly	1FDEE3FS9 HDC78946	CU - Cutaway Bus	5	FORD/OTHER	2017	Rural (5311)	$76,255	GA - Gasoline	22	196,334
301	Dooly	1FDEE3FS0 JDC32444	CU - Cutaway Bus	5	FORD/OTHER	2018	Rural (5311)	$73,726	GA - Gasoline	22	143,602
302	Dooly	1FDEE3FN8 NDC06805	CU - Cutaway Bus	5	CHAMPION/OTHER	2022	Rural (5311)	$64,423	GA - Gasoline	22	59,372
303	Dooly	1FDEE3FN9 NDC05761	CU - Cutaway Bus	5	CHAMPION/OTHER	2022	Rural (5311)	$64,423	GA - Gasoline	22	39,091
304	Dooly	1FDFE4FN8 MDC03119	CU - Cutaway Bus	5	CHAMPION/OTHER	2022	Rural (5311)	$64,423	GA - Gasoline	24	9,677
305	Dooly	1FDEE3FNX NDC06806	CU - Cutaway Bus	5	CHAMPION/OTHER	2022	Rural (5311)	$64,423	GA - Gasoline	22	29,670
306	Dooly	1FDEE3FN0 NDC11433	CU - Cutaway Bus	5	CHAMPION/OTHER	2022	Rural (5311)	$64,423	GA - Gasoline	22	26,452
307	Elbert	1FDEE3FSX GDC31010	CU - Cutaway Bus	5	FORD/OTHER	2017	Rural (5311)	$53,265	GA - Gasoline	22	150,986
308	Elbert	1FDEE3FS2 HDC32052	CU - Cutaway Bus	5	FORD/OTHER	2017	Rural (5311)	$53,265	GA - Gasoline	22	173,089
309	Elbert	1FDEE3FS9 HDC32081	CU - Cutaway Bus	5	FORD/OTHER	2017	Rural (5311)	$53,265	GA - Gasoline	22	199,786
310	Forsyth	1FDEE3FS1 HDC35458	CU - Cutaway Bus	5	FORD/OTHER	2017	Rural (5311)	$46,804	GA - Gasoline	22	135,836
311	Forsyth	1FDEE3FS9 HDC78977	CU - Cutaway Bus	5	FORD/OTHER	2018	Rural (5311)	$45,252	GA - Gasoline	22	103,513
312	Forsyth	1FDEE3FS2 HDC78853	CU - Cutaway Bus	5	FORD/OTHER	2018	Rural (5311)	$45,252	GA - Gasoline	22	112,673
313	Forsyth	1FDEE3FS0 JDC32458	CU - Cutaway Bus	5	FORD/OTHER	2018	Rural (5311)	$45,252	GA - Gasoline	22	82,421
314	Forsyth	1FDEE3FS2 JDC32445	CU - Cutaway Bus	5	FORD/OTHER	2018	Rural (5311)	$45,252	GA - Gasoline	22	84,890
315	Forsyth	1FDEE3FS2 JDC08436	CU - Cutaway Bus	5	FORD/OTHER	2018	Rural (5311)	$45,252	GA - Gasoline	22	113,483
316	Forsyth	1FDEE3FS4 JDC08437	CU - Cutaway Bus	5	FORD/OTHER	2018	Rural (5311)	$45,252	GA - Gasoline	22	107,452
317	Forsyth	1FDEE3FS0 KDC35801	CU - Cutaway Bus	5	FORD/OTHER	2019	Rural (5311)	$43,752	GA - Gasoline	22	68,250
318	Forsyth	1FDEE3FS0 HDC35466	CU - Cutaway Bus	5	FORD/OTHER	2017	Rural (5311)	$46,804	GA - Gasoline	22	82,421
319	Glascock	1FDEE3FS4 HDC37866	CU - Cutaway Bus	5	FORD/STARTRANS	2017	Rural (5311)	$69,244	GA - Gasoline	22	92,894
320	Glascock	1FDEE3FSX HDC57443	CU - Cutaway Bus	5	FORD/STARTRANS	2017	Rural (5311)	$76,346	GA - Gasoline	22	98,526
321	Greene	1FDEE3FS3 GDC03349	CU - Cutaway Bus	5	FORD/OTHER	2016	Rural (5311)	$67,635	GA - Gasoline	22	203,512
322	Greene	1FDEE3FS1 GDC27181	CU - Cutaway Bus	5	FORD/OTHER	2016	Rural (5311)	$62,072	GA - Gasoline	22	230,745

Record	Organization	VIN	Vehicle Type	Indicative ULB	Make/Model	Vehicle Year	Funding Program	Replacement Cost ($2022)	Fuel Type	Vehicle Length (Feet)	Current Mileage
323	Greene	1FDEE3FS2 HDC35503	CU - Cutaway Bus	5	FORD/OTHER	2017	Rural (5311)	$59,256	GA - Gasoline	22	174,827
324	Greene	1FDEE3FSO HDC32065	CU - Cutaway Bus	5	FORD/OTHER	2017	Rural (5311)	$65,392	GA - Gasoline	22	150,368
325	Greene	1FDEE3FNO NDC05759	CU - Cutaway Bus	5	FORD/OTHER	2022	Rural (5311)	$64,500	GA - Gasoline	22	30,474
326	Habersham	1FDEE3FS9 GDC05283	CU - Cutaway Bus	5	FORD/OTHER	2016	Rural (5311)	$48,409	GA - Gasoline	22	134,300
327	Hancock	1FDEE3FN9 NDC06800	CU - Cutaway Bus	5	FORD/OTHER	2022	Rural (5311)	$64,500	GA - Gasoline	22	32,122
328	Hancock	1FDEE3F53J DC32437	CU - Cutaway Bus	5	FORD/OTHER	2018	Rural (5311)	$73,814	GA - Gasoline	22	178,990
329	Hancock	1FDEE3FS9 HDC57448	CU - Cutaway Bus	5	FORD/OTHER	2017	Rural (5311)	$76,346	GA - Gasoline	22	172,262
330	Hancock	1FDEE3FS7 HDC35478	CU - Cutaway Bus	5	FORD/OTHER	2017	Rural (5311)	$69,244	GA - Gasoline	22	153,263
331	Haralson	1FDEE3FN4 NDC14089	CU - Cutaway Bus	5	FORD/OTHER	2022	Rural (5311)	$55,245	GA - Gasoline	22	12,728
332	Haralson	1FMZK1CM1 KKB69288	VN - Van	8	FORD/TRANSIT	2019	Rural (5311)	$48,365	GA - Gasoline	18	13,348
333	Haralson	1FDEE3FS9 JDC32491	CU - Cutaway Bus	5	FORD/OTHER	2018	Rural (5311)	$53,261	GA - Gasoline	22	70,925
334	Haralson	1FDEE3FSX HDC78986	CU - Cutaway Bus	5	FORD/OTHER	2017	Rural (5311)	$53,820	GA - Gasoline	22	68,302
335	Haralson	1FDEE3FS1 GDC03351	CU - Cutaway Bus	5	FORD/OTHER	2015	Rural (5311)	$40,064	GA - Gasoline	22	145,044
336	Hart	1FDEE3FS3 HFC35512	VN - Van	8	FORD/OTHER	2017	Rural (5311)	$52,275	GA - Gasoline	21	134,722
337	Hart	1FDEE3FN2 NDC14088	VN - Van	8	FORD/OTHER	2022	Rural (5311)	$52,521	GA - Gasoline	21	10,307
338	Heard	1FDEE3FN7 NDC14085	CU - Cutaway Bus	5	FORD/OTHER	2022	Rural (5311)	$52,521	GA - Gasoline	22	9,087
339	Heard	1FDEE3FN9 NDC11432	CU - Cutaway Bus	5	FORD/OTHER	2022	Rural (5311)	$52,521	GA - Gasoline	22	10,414
340	Jackson	1FDEE3FS3 GDC03352	CU - Cutaway Bus	5	FORD/OTHER	2016	Rural (5311)	$48,409	GA - Gasoline	22	241,923
341	Jackson	1FDEE3FS1 GDC03334	CU - Cutaway Bus	5	FORD/OTHER	2016	Rural (5311)	$48,409	GA - Gasoline	22	300,857
342	Jackson	1FDEE3FS4 HDC35485	CU - Cutaway Bus	5	FORD/OTHER	2017	Rural (5311)	$46,804	GA - Gasoline	22	186,882
343	Jackson	1FDEE3FS7 KDC65572	CU - Cutaway Bus	5	FORD/OTHER	2019	Rural (5311)	$43,752	GA - Gasoline	22	66,681
344	Jackson	1FDEE3FS6 KDC65577	CU - Cutaway Bus	5	FORD/OTHER	2019	Rural (5311)	$43,752	GA - Gasoline	22	56,791
345	Jefferson	1FDEE3FS2 HDC35498	CU - Cutaway Bus	5	FORD/OTHER	2017	Rural (5311)	$65,392	GA - Gasoline	22	161,253

Record	Organization	VIN	Vehicle Type	Indicative ULB	Make/Model	Vehicle Year	Funding Program	Replacement Cost ($2022)	Fuel Type	Vehicle Length (Feet)	Current Mileage
346	Jefferson	1FDEE3FS4 HDC32053	CU - Cutaway Bus	5	FORD/OTHER	2017	Rural (5311)	$62,167	GA - Gasoline	22	216,888
347	Jefferson	1FDEE3FS8 HDC37871	CU - Cutaway Bus	5	FORD/OTHER	2017	Rural (5311)	$69,244	GA - Gasoline	22	137,338
348	Jefferson	1FDEE3FSX HDC37872	CU - Cutaway Bus	5	FORD/OTHER	2017	Rural (5311)	$57,861	GA - Gasoline	22	193,613
349	Jefferson	1FDEE3FSX JDC32418	CU - Cutaway Bus	5	FORD/OTHER	2018	Rural (5311)	$73,814	GA - Gasoline	22	122,420
350	Jefferson	1FDEE3FS7 KDC65460	CU - Cutaway Bus	5	FORD/OTHER	2019	Rural (5311)	$71,367	GA - Gasoline	22	87,194
351	Jenkins	1FDEE3FS5 HDC37875	CU - Cutaway Bus	5	FORD/STARTR ANS	2017	Rural (5311)	$76,346	GA - Gasoline	22	105,248
352	Jones	1FDEE3FS4 KDC65562	CU - Cutaway Bus	5	FORD/OTHER	2019	Rural (5311)	$64,728	GA - Gasoline	22	16,911
353	Jones	1FDEE3FS8 HDC35487	CU - Cutaway Bus	5	FORD/OTHER	2017	Rural (5311)	$76,346	GA - Gasoline	22	94,578
354	Jones	1FDEE3FS6 HDC57441	CU - Cutaway Bus	5	FORD/OTHER	2017	Rural (5311)	$76,346	GA - Gasoline	22	78,184
355	Lincoln	1FDEE3FS5 JDC32438	CU - Cutaway Bus	5	FORD/OTHER	2018	Rural (5311)	$73,814	GA - Gasoline	22	47,436
356	Lincoln	1FDEE3FSX JDC32435	CU - Cutaway Bus	5	FORD/OTHER	2018	Rural (5311)	$73,814	GA - Gasoline	22	24,777
357	Lincoln	1FDEE3FS6 KDC65563	CU - Cutaway Bus	5	FORD/OTHER	2019	Rural (5311)	$71,367	GA - Gasoline	22	24,655
358	LCRTA	1FDEE3FS3 HDC35476	CU - Cutaway Bus	5	FORD/OTHER	2017	Rural (5311)	$76,255	GA - Gasoline	22	247,226
359	LCRTA	1FDEE3FS5 HDC35477	CU - Cutaway Bus	5	FORD/OTHER	2017	Rural (5311)	$76,255	GA - Gasoline	22	265,260
360	LCRTA	1FDFE4FS1 HDC32781	CU - Cutaway Bus	5	FORD/OTHER	2017	Rural (5311)	$76,255	GA - Gasoline	24	108,264
361	LCRTA	1FDEE3FS0 HDC78964	CU - Cutaway Bus	5	FORD/OTHER	2017	Rural (5311)	$76,255	GA - Gasoline	24	239,594
362	LCRTA	1FDEE3FS2 JDC32462	CU - Cutaway Bus	5	FORD/OTHER	2018	Rural (5311)	$73,726	GA - Gasoline	22	226,126
363	LCRTA	1FDEE3FS6 JDC32464	CU - Cutaway Bus	5	FORD/OTHER	2018	Rural (5311)	$73,726	GA - Gasoline	22	149,693
364	LCRTA	1FDEE3FSX JDC32466	CU - Cutaway Bus	5	FORD/OTHER	2018	Rural (5311)	$73,726	GA - Gasoline	22	225,759
365	LCRTA	1FDEE3FS1 KDC65471	CU - Cutaway Bus	5	FORD/OTHER	2019	Rural (5311)	$71,281	GA - Gasoline	22	109,230
366	LCRTA	1FDEE3FS5 KDC65473	CU - Cutaway Bus	5	FORD/OTHER	2019	Rural (5311)	$71,281	GA - Gasoline	22	116,396
367	LCRTA	1FDEE3FS7 KDC65569	CU - Cutaway Bus	5	FORD/OTHER	2019	Rural (5311)	$71,281	GA - Gasoline	22	123,697
368	LCRTA	1FDEE3FS9 KDC65573	CU - Cutaway Bus	5	FORD/OTHER	2019	Rural (5311)	$71,281	GA - Gasoline	22	163,551

Record	Organization	VIN	Vehicle Type	Indicative ULB	Make/Model	Vehicle Year	Funding Program	Replacement Cost ($2022)	Fuel Type	Vehicle Length (Feet)	Current Mileage
369	LCRTA	1FDEE3FSX KDC65582	CU - Cutaway Bus	5	FORD/OTHER	2019	Rural (5311)	$71,281	GA - Gasoline	22	146,017
370	LCRTA	1FMZK1CMX KKB69290	CU - Cutaway Bus	5	FORD/OTHER	2019	Rural (5311)	$71,281	GA - Gasoline	18	104,274
371	Lumpkin	1FDEE3FS5 GDC23408	CU - Cutaway Bus	5	FORD/GOSHEN COACH	2016	Rural (5311)	$48,409	GA - Gasoline	22	94,825
372	Lumpkin	1FDEE3FN0 NDC14090	CU - Cutaway Bus	5	FORD/GOSHEN COACH	2022	Rural (5311)	$52,521	GA - Gasoline	22	1,211
373	Macon-Bibb	1FDEE3FS9 HDC35496	CU - Cutaway Bus	5	FORD/OTHER	2017	Rural (5311)	$76,255	GA - Gasoline	22	75,880
374	Macon-Bibb	1FDEE3FS7 HDC57450	CU - Cutaway Bus	5	FORD/OTHER	2017	Rural (5311)	$76,255	GA - Gasoline	22	201,650
375	Macon-Bibb	1FDEE3FS8 KDC65578	CU - Cutaway Bus	5	FORD/OTHER	2019	Rural (5311)	$71,281	GA - Gasoline	22	101,559
376	Macon-Bibb	1GB6G5BLX B1104765	CU - Cutaway Bus	5	GOSHEN COACH	2011	Small Urban (5307)	$1,051,930	GA - Gasoline	24	273,454
377	Macon-Bibb	1FDFE4FS0 GDC21026	CU - Cutaway Bus	5	FORD/OTHER	2016	Small Urban (5307)	$367,276	GA - Gasoline	24	215,116
378	Macon-Bibb	1FDFE4FS9 GDC21025	CU - Cutaway Bus	5	FORD/OTHER	2016	Small Urban (5307)	$367,276	GA - Gasoline	24	234,390
379	Macon-Bibb	1FDFE4FS5 GDC21023	CU - Cutaway Bus	5	FORD/OTHER	2016	Small Urban (5307)	$367,276	GA - Gasoline	24	214,965
380	Macon-Bibb	1FDFE4FS7 GDC21931	CU - Cutaway Bus	5	FORD/OTHER	2016	Small Urban (5307)	$367,276	GA - Gasoline	24	227,546
381	Macon-Bibb	1FDFE4FS9 GDC21932	CU - Cutaway Bus	5	FORD/OTHER	2016	Small Urban (5307)	$367,276	GA - Gasoline	24	224,500
382	Macon-Bibb	1GB6G5BL4 C1113009	CU - Cutaway Bus	5	GOSHEN COACH	2012	Small Urban (5307)	$420,314	DF - Diesel	24	241,539
383	Macon-Bibb	1FDFE4FS9J DC04295	CU - Cutaway Bus	5	FORD/OTHER	2018	Small Urban (5307)	$343,323	GA - Gasoline	24	72,143
384	Macon-Bibb	1FDFE4FS0J DC04296	CU - Cutaway Bus	5	FORD/OTHER	2018	Small Urban (5307)	$343,323	GA - Gasoline	24	72,225
385	Macon-Bibb	1FDFE4FS8 KDC63842	CU - Cutaway Bus	5	FORD/OTHER	2019	Small Urban (5307)	$331,938	GA - Gasoline	24	72,104
386	Macon-Bibb	1N9AMACL9 CC084102	BU - Bus	14	EL DORADO/OTHER	2012	Small Urban (5307)	$64,191	DF - Diesel	35	335,514
387	Macon-Bibb	1N9AMACL0 CC084103	BU - Bus	14	EL DORADO/OTHER	2012	Small Urban (5307)	$71,256	DF - Diesel	35	335,819
388	Macon-Bibb	1N9AMACL4 CC084105	BU - Bus	14	EL DORADO/OTHER	2012	Small Urban (5307)	$71,256	DF - Diesel	35	385,288
389	Macon-Bibb	1N9AMACL6 CC084106	BU - Bus	14	EL DORADO/OTHER	2012	Small Urban (5307)	$71,256	DF - Diesel	35	382,717

Record	Organization	VIN	Vehicle Type	Indicative ULB	Make/Model	Vehicle Year	Funding Program	Replacement Cost ($2022)	Fuel Type	Vehicle Length (Feet)	Current Mileage
390	Macon-Bibb	5FYD8FV13 FF046863	BU - Bus	14	EL DORADO/OTHER	2015	Small Urban (5307)	$71,256	DF - Diesel	40	306,181
391	Macon-Bibb	5FYD8FV15 FF046864	BU - Bus	14	EL DORADO/OTHER	2015	Small Urban (5307)	$66,609	DF - Diesel	40	309,909
392	Macon-Bibb	5FYD8FV14 FF047522	BU - Bus	14	EL DORADO/OTHER	2015	Small Urban (5307)	$66,609	DF - Diesel	40	311,840
393	Macon-Bibb	5FYD8FV12 KF055497	BU - Bus	14	EL DORADO/OTHER	2018	Small Urban (5307)	$66,609	DF - Diesel	40	190,074
394	Macon-Bibb	5FYD8FV14 KF055498	BU - Bus	14	EL DORADO/OTHER	2018	Small Urban (5307)	$62,265	DF - Diesel	40	200,415
395	Macon-Bibb	5FYD8FV16 KF055499	BU - Bus	14	EL DORADO/OTHER	2018	Small Urban (5307)	$62,265	DF - Diesel	40	191,253
396	Macon-Bibb	5FYD8KV10 KF055491	BU - Bus	14	EL DORADO/OTHER	2018	Small Urban (5307)	$1,017,048	DF - Diesel	35	177,148
397	Macon-Bibb	5FYD8KV12 KF055492	BU - Bus	14	EL DORADO/OTHER	2018	Small Urban (5307)	$1,017,048	DF - Diesel	35	197,553
398	Macon-Bibb	5FYD8KV14 KF055493	BU - Bus	14	EL DORADO/OTHER	2018	Small Urban (5307)	$1,017,048	DF - Diesel	35	203,726
399	Macon-Bibb	5FYD8KV16 KF055494	BU - Bus	14	EL DORADO/OTHER	2018	Small Urban (5307)	$1,017,048	DF - Diesel	35	217,210
400	Macon-Bibb	1FDFE4FSX KDC63843	CU - Cutaway Bus	5	FORD/OTHER	2019	Small Urban (5307)	$331,938	GA - Gasoline	24	72,043
401	Macon-Bibb	5FYD8KV13 LF074683	BU - Bus	14	NEW FLYER/OTHER	2020	Small Urban (5307)	$776,568	DF - Diesel	35	48,610
402	Macon-Bibb	5FYD8KV15 LF074684	BU - Bus	14	NEW FLYER/OTHER	2020	Small Urban (5307)	$776,568	DF - Diesel	35	69,500
403	Macon-Bibb	5FYD8KV10 MF076019	BU - Bus	14	NEW FLYER/OTHER	2021	Small Urban (5307)	$750,817	DF - Diesel	35	39,219
404	Macon-Bibb	4B9KALA64L 2038016	BU - Bus	14	BYD/OTHER	2020	Small Urban (5307)	$776,568	Electric	35	29,661
405	Macon-Bibb	4B9KALA66L 2038017	BU - Bus	14	BYD/OTHER	2020	Small Urban (5307)	$776,568	Electric	35	24,429
406	Macon-Bibb	SWEEZC8N 9MH155891	BU - Bus	14	EL DORADO/OTHER	2021	Small Urban (5307)	$750,817	DF - Diesel	35	41,922

Record	Organization	VIN	Vehicle Type	Indicative ULB	Make/Model	Vehicle Year	Funding Program	Replacement Cost ($2022)	Fuel Type	Vehicle Length (Feet)	Current Mileage
407	Macon-Bibb	SWEEZC8N0MH155892	BU - Bus	14	EL DORADO/OTHER	2021	Small Urban (5307)	$750,817	DF - Diesel	35	58,849
408	Macon-Bibb	SWEEZC8N2MH155893	BU - Bus	14	EL DORADO/OTHER	2021	Small Urban (5307)	$750,817	DF - Diesel	35	75,162
409	Macon-Bibb	SWEEZC8N4MH155894	BU - Bus	14	EL DORADO/OTHER	2021	Small Urban (5307)	$750,817	DF - Diesel	35	56,363
410	Macon-Bibb	1VHFD3A2446701356	BU - Bus	14	ORION/OTHER	2004	Small Urban (5307)	$1,477,437	DF - Diesel	35	241,165
411	Macon-Bibb	1GBG5U1928F414432	BU - Bus	12	GOSHED/OTHER	2010	Small Urban (5307)	$1,088,008	DF - Diesel	32	509,269
412	McDuffie	1FDEE3FS7HDC30166	CU - Cutaway Bus	5	FORD/OTHER	2017	Rural (5311)	$76,346	GA - Gasoline	22	105,108
413	McDuffie	1FDEE3FS2HDC32066	CU - Cutaway Bus	5	FORD/OTHER	2017	Rural (5311)	$76,346	GA - Gasoline	22	112,371
414	McDuffie	1FDEE3FS2HDC60997	CU - Cutaway Bus	5	FORD/OTHER	2017	Rural (5311)	$76,346	GA - Gasoline	24	118,597
415	McDuffie	1FDEE3FS7JDC32473	CU - Cutaway Bus	5	FORD/OTHER	2018	Rural (5311)	$73,814	GA - Gasoline	24	28,638
416	McDuffie	1FDEE3FN8NDC05766	CU - Cutaway Bus	5	FORD/OTHER	2022	Rural (5311)	$64,500	GA - Gasoline	22	20,627
417	Morgan	1FDEE3FS6HDC35455	CU - Cutaway Bus	5	FORD/OTHER	2017	Rural (5311)	$77,024	GA - Gasoline	22	141,958
418	Morgan	1FDEE3FS8GDC03377	CU - Cutaway Bus	5	FORD/OTHER	2016	Rural (5311)	$67,635	GA - Gasoline	22	156,829
419	Morgan	1FDFE4FS9HDC43110	CU - Cutaway Bus	5	FORD/OTHER	2017	Rural (5311)	$76,346	GA - Gasoline	24	116,873
420	Morgan	1FDFE4FS9HDC79007	CU - Cutaway Bus	5	FORD/OTHER	2017	Rural (5311)	$76,346	GA - Gasoline	24	97,570
421	Morgan	1FDEE3FS6HDC37870	CU - Cutaway Bus	5	FORD/OTHER	2017	Rural (5311)	$69,244	GA - Gasoline	22	93,352
422	Morgan	1FDEE3FS5ADB01588	CU - Cutaway Bus	5	FORD/OTHER	2010	Locally funded	$4,496	GA - Gasoline	22	290,424
423	NGCA	1FDEE3FS9HDC35501	CU - Cutaway Bus	5	FORD/OTHER	2017	Rural (5311)	$52,121	GA - Gasoline	24	74,963
424	NGCA	1FDEE3FS6HDC35505	CU - Cutaway Bus	5	FORD/OTHER	2017	Rural (5311)	$58,281	GA - Gasoline	24	70,484
425	NGCA	1FDFE4FS1HDC32456	CU - Cutaway Bus	5	FORD/OTHER	2017	Rural (5311)	$58,281	GA - Gasoline	24	64,430
426	NGCA	1FDFE4FS2HDC32451	CU - Cutaway Bus	5	FORD/OTHER	2017	Rural (5311)	$58,281	GA - Gasoline	24	69,722
427	NGCA	1FDEE3FS1JDC32453	CU - Cutaway Bus	5	FORD/OTHER	2018	Rural (5311)	$56,348	GA - Gasoline	24	19,971
428	NGCA	1FDEE3FS1JDC32436	CU - Cutaway Bus	5	FORD/OTHER	2018	Rural (5311)	$56,348	GA - Gasoline	24	41,637

Record	Organization	VIN	Vehicle Type	Indicative ULB	Make/Model	Vehicle Year	Funding Program	Replacement Cost ($2022)	Fuel Type	Vehicle Length (Feet)	Current Mileage
429	NGCA	1FDEE3FS2 JDC32476	CU - Cutaway Bus	5	FORD/OTHER	2018	Rural (5311)	$56,348	GA - Gasoline	24	47,404
430	NGCA	1FDFE4FS9 FDA32907	CU - Cutaway Bus	5	FORD/OTHER	2015	Rural (5311)	$59,294	GA - Gasoline	24	132,158
431	NGCA	1FDFE4FS1 HDC43117	CU - Cutaway Bus	5	FORD/OTHER	2017	Rural (5311)	$58,271	GA - Gasoline	24	47,012
432	NGCA	1FDEE3FS7 JDC32487	CU - Cutaway Bus	5	FORD/OTHER	2018	Rural (5311)	$56,348	GA - Gasoline	24	62,956
433	NGCA	1FDEE3FS3 JDC32423	CU - Cutaway Bus	5	FORD/OTHER	2018	Rural (5311)	$56,348	GA - Gasoline	24	55,554
434	NGCA	1FDEE3FS9 HDC78851	CU - Cutaway Bus	5	FORD/OTHER	2017	Rural (5311)	$53,268	GA - Gasoline	22	57,252
435	NGCA	1FDEE3FS5 JDC32455	CU - Cutaway Bus	5	FORD/OTHER	2018	Rural (5311)	$51,502	GA - Gasoline	22	19,904
436	NGCA	1FDEE3FS0 JDC32430	CU - Cutaway Bus	5	FORD/OTHER	2018	Rural (5311)	$53,580	GA - Gasoline	24	47,525
437	NGCA	1FDFE4FS2J DC32522	CU - Cutaway Bus	5	FORD/OTHER	2018	Rural (5311)	$52,035	GA - Gasoline	22	28,162
438	NGCA	1FDFE4FS8 EDA88352	CU - Cutaway Bus	5	FORD/OTHER	2014	Rural (5311)	$56,045	GA - Gasoline	22	116,744
439	NGCA	1FDFE4FSX HDC55878	CU - Cutaway Bus	5	FORD/OTHER	2017	Rural (5311)	$55,087	GA - Gasoline	22	146,729
440	NGCA	1FDFE4FS1 HDC55879	CU - Cutaway Bus	5	FORD/OTHER	2017	Rural (5311)	$55,087	GA - Gasoline	22	63,725
441	NGCA	1FDFE4FS8 HDC55880	CU - Cutaway Bus	5	FORD/OTHER	2017	Rural (5311)	$55,087	GA - Gasoline	22	83,770
442	NGCA	1FDFE4FSX HDC47957	CU - Cutaway Bus	5	FORD/OTHER	2017	Rural (5311)	$55,087	GA - Gasoline	22	96,962
443	NGCA	1FDFE4FS1 HDC47958	CU - Cutaway Bus	5	FORD/OTHER	2017	Rural (5311)	$50,652	GA - Gasoline	22	122,164
444	NGCA	1FDFE4FS3 HDC47959	CU - Cutaway Bus	5	FORD/OTHER	2017	Rural (5311)	$55,087	GA - Gasoline	22	104,187
445	NGCA	1FDFE4FS1 HDC29976	CU - Cutaway Bus	5	FORD/OTHER	2017	Rural (5311)	$61,048	GA - Gasoline	22	65,917
446	NGCA	1FDFE4FS8 HDC32454	CU - Cutaway Bus	5	FORD/OTHER	2017	Rural (5311)	$55,087	GA - Gasoline	22	76,453
447	NGCA	1FDEE3FS9 JDC32443	CU - Cutaway Bus	5	FORD/OTHER	2018	Rural (5311)	$47,017	GA - Gasoline	24	33,987
448	NGCA	1FDFE4FN0 MDC03115	CU - Cutaway Bus	5	FORD/OTHER	2022	Rural (5311)	$55,000	GA - Gasoline	22	7,333
449	NGCA	1FDEE3FN5 NDC08186	CU - Cutaway Bus	5	FORD/OTHER	2022	Rural (5311)	$55,000	GA - Gasoline	22	12,170
450	Paulding	1FDFE4F57 HDC79006	CU - Cutaway Bus	5	FORD/OTHER	2017	Rural (5311)	$74,615	GA - Gasoline	22	99,530
451	Paulding	1FDFE4FSO HDC32450	CU - Cutaway Bus	5	FORD/OTHER	2017	Rural (5311)	$72,851	GA - Gasoline	22	160,258

Record	Organization	VIN	Vehicle Type	Indicative ULB	Make/Model	Vehicle Year	Funding Program	Replacement Cost ($2022)	Fuel Type	Vehicle Length (Feet)	Current Mileage
452	Paulding	1FDFE4FS4 HDC32449	CU - Cutaway Bus	5	FORD/OTHER	2017	Rural (5311)	$72,851	GA - Gasoline	22	106,414
453	Paulding	1FDFE4FS3 HDC32782	CU - Cutaway Bus	5	FORD/OTHER	2017	Rural (5311)	$72,851	GA - Gasoline	22	162,466
454	Paulding	1FDFE4FS6 KDC65704	CU - Cutaway Bus	5	FORD/OTHER	2019	Rural (5311)	$74,199	GA - Gasoline	22	57,718
455	Paulding	1FDFE4FS3 DDB00180	CU - Cutaway Bus	5	FORD/OTHER	2013	Locally funded	$74,502	GA - Gasoline	24	158,116
456	Peach	1FDEE3FS9 FDA10637	CU - Cutaway Bus	5	FORD/OTHER	2015	Rural (5311)	$81,575	GA - Gasoline	22	130,056
457	Peach	1FDEE3FS9 GDC03369	CU - Cutaway Bus	5	FORD/OTHER	2016	Rural (5311)	$78,870	GA - Gasoline	22	185,238
458	Peach	1FDEE3FS2 KDC65575	CU - Cutaway Bus	5	FORD/OTHER	2019	Rural (5311)	$71,281	GA - Gasoline	22	85,866
459	Pulaski	1FDEE3FS1 FDA09689 - 3485	CU - Cutaway Bus	5	FORD/OTHER	2015	Rural (5311)	$81,673	GA - Gasoline	22	117,883
460	Putnam	1FDEE3FS0 HDC30154	CU - Cutaway Bus	5	FORD/OTHER	2017	Rural (5311)	$66,824	GA - Gasoline	22	169,282
461	Putnam	1FDEE3FS5 JDC32472	CU - Cutaway Bus	5	FORD/OTHER	2018	Rural (5311)	$73,814	GA - Gasoline	22	78,183
462	Putnam	1FDEE3FS2 KDC65558	CU - Cutaway Bus	5	FORD/OTHER	2019	Rural (5311)	$71,367	GA - Gasoline	22	56,568
463	Rabun	1FDEE3FN8 NDC13043	CU - Cutaway Bus	5		2022	Rural (5311)	$52,521	GA - Gasoline	22	10,056
464	Rabun	1FDEE3FSX FDA07214	CU - Cutaway Bus	5		2014	Rural (5311)	$52,085	GA - Gasoline	21	133,847
465	Rabun	1FDEE3FS0 GDC05284	CU - Cutaway Bus	5		2016	Rural (5311)	$48,409	GA - Gasoline	21	117,719
466	Rabun	1FDEE3FSX HDC35491	CU - Cutaway Bus	5		2017	Rural (5311)	$53,268	GA - Gasoline	21	70,781
467	SGRC	1FDAX2C84 MKA20321	CU - Cutaway Bus	5	FORD/TRANSIT	2013	Rural (5311)	$13,546	GA - Gasoline	22	163,224
468	SGRC	1FDEE3FS3 DDB36635	CU - Cutaway Bus	5	FORD/OTHER	2017	Rural (5311)	$29,591	GA - Gasoline	22	121,334
469	SGRC	1FDEE3FS6 HDC35486	CU - Cutaway Bus	5	FORD/OTHER	2019	Rural (5311)	$33,194	GA - Gasoline	22	42,137
470	SGRC	1FDEE3FS9 KDC65475	CU - Cutaway Bus	5	FORD/OTHER	2022	Rural (5311)	$40,000	GA - Gasoline	22	49,060
471	SGRC	1FDEE3FN9 NDC05758	CU - Cutaway Bus	5	FORD/OTHER	2022	Rural (5311)	$40,000	GA - Gasoline	22	33,994
472	SGRC	1FDEE3FN7 NDC05757	CU - Cutaway Bus	5	FORD/OTHER	2017	Rural (5311)	$29,591	GA - Gasoline	22	167,466
473	SGRC	1FDEE3FS0 HDC78978	CU - Cutaway Bus	5	FORD/OTHER	2017	Rural (5311)	$29,591	GA - Gasoline	22	62,179
474	SGRC	1FDEE3FS0 HDC78981	CU - Cutaway Bus	5	FORD/OTHER	2017	Rural (5311)	$29,591	GA - Gasoline	22	106,369

Record	Organization	VIN	Vehicle Type	Indicative ULB	Make/Model	Vehicle Year	Funding Program	Replacement Cost ($2022)	Fuel Type	Vehicle Length (Feet)	Current Mileage
475	SGRC	1FDEE3FS4 HDC77865	CU - Cutaway Bus	5	FORD/OTHER	2019	Rural (5311)	$33,194	GA - Gasoline	22	65,636
476	SGRC	1FDEE3FS9 KDC65556	CU - Cutaway Bus	5	FORD/OTHER	2017	Rural (5311)	$29,591	GA - Gasoline	22	135,018
477	SGRC	1FDEE3FS3 HDC78974	CU - Cutaway Bus	5	FORD/OTHER	2017	Rural (5311)	$29,591	GA - Gasoline	22	121,574
478	SGRC	1FDEE3FS4 HDC78935	CU - Cutaway Bus	5	FORD/OTHER	2017	Rural (5311)	$29,591	GA - Gasoline	22	90,196
479	SGRC	1FDEE3FS2 HDC78948	CU - Cutaway Bus	5	FORD/OTHER	2022	Rural (5311)	$40,000	GA - Gasoline	22	29,824
480	SGRC	1FDEE3FN6 NDC05765	CU - Cutaway Bus	5	FORD/OTHER	2022	Rural (5311)	$40,000	GA - Gasoline	22	7,025
481	SGRC	1FDEE3FN0 NDC14087	CU - Cutaway Bus	5	FORD/OTHER	2022	Rural (5311)	$40,000	GA - Gasoline	22	29,824
482	SGRC	1FDEE3FN6 NDC13042	CU - Cutaway Bus	5	FORD/OTHER	2017	Rural (5311)	$29,591	GA - Gasoline	22	150,257
483	SGRC	1FDEE3FSX HDC35488	CU - Cutaway Bus	5	FORD/OTHER	2017	Rural (5311)	$29,591	GA - Gasoline	22	159,202
484	SGRC	1FDEE3FS0 HDC35497	CU - Cutaway Bus	5	FORD/OTHER	2017	Rural (5311)	$29,591	GA - Gasoline	22	170,172
485	SGRC	1FDEE3FS8 HDC35473	CU - Cutaway Bus	5	FORD/OTHER	2017	Rural (5311)	$29,591	GA - Gasoline	22	128,774
486	SGRC	1FDEE3FS9 HDC77859	CU - Cutaway Bus	5	FORD/OTHER	2019	Rural (5311)	$33,194	GA - Gasoline	22	26,541
487	SGRC	1FDEE3FS4 KDC65576	CU - Cutaway Bus	5	FORD/OTHER	2019	Rural (5311)	$33,194	GA - Gasoline	22	76,350
488	SGRC	1FDFE4FS8 KDC65466	CU - Cutaway Bus	5	FORD/OTHER	2019	Rural (5311)	$33,194	GA - Gasoline	22	37,873
489	SGRC	1FDEE3FS3 KDC65469	CU - Cutaway Bus	5	FORD/OTHER	2019	Rural (5311)	$33,194	GA - Gasoline	22	64,072
490	SGRC	1FDEE3FS2 KDC65477	CU - Cutaway Bus	5	FORD/OTHER	2017	Rural (5311)	$29,591	GA - Gasoline	22	114,044
491	SGRC	1FDEE3FS8 HDC35490	CU - Cutaway Bus	5	FORD/OTHER	2017	Rural (5311)	$29,591	GA - Gasoline	22	117,378
492	SGRC	1FDEE3FS0 HDC37864	CU - Cutaway Bus	5	FORD/OTHER	2017	Rural (5311)	$29,591	GA - Gasoline	22	89,347
493	SGRC	1FDEE3FS2 HDC37865	CU - Cutaway Bus	5	FORD/OTHER	2017	Rural (5311)	$29,591	GA - Gasoline	22	96,952
494	SGRC	1FDEE3FS7 HDC78850	CU - Cutaway Bus	5	FORD/OTHER	2017	Rural (5311)	$29,591	GA - Gasoline	22	69,111
495	SGRC	1FDEE3FS2 HDC78934	CU - Cutaway Bus	5	FORD/OTHER	2017	Rural (5311)	$29,591	GA - Gasoline	22	110,904
496	SGRC	1FDEE3FS6 HDC78936	CU - Cutaway Bus	5	FORD/OTHER	2019	Rural (5311)	$33,194	GA - Gasoline	22	31,774
497	SGRC	1FDEE3FSX KDC54479	CU - Cutaway Bus	5	FORD/OTHER	2017	Rural (5311)	$29,591	GA - Gasoline	22	145,825

Record	Organization	VIN	Vehicle Type	Indicative ULB	Make/Model	Vehicle Year	Funding Program	Replacement Cost ($2022)	Fuel Type	Vehicle Length (Feet)	Current Mileage
498	SGRC	1FDEE3FS6 HDC30157	CU - Cutaway Bus	5	FORD/OTHER	2017	Rural (5311)	$29,591	GA - Gasoline	22	137,489
499	SGRC	1FDEE3FS5 HDC32059	CU - Cutaway Bus	5	FORD/OTHER	2015	Rural (5311)	$18,994	GA - Gasoline	22	146,964
500	SGRC	1FDEE3FS6 FDA12880	CU - Cutaway Bus	5	FORD/OTHER	2016	Rural (5311)	$24,485	GA - Gasoline	22	128,096
501	SGRC	1FDEE3FS7 GDC03371	CU - Cutaway Bus	5	FORD/OTHER	2017	Rural (5311)	$29,591	GA - Gasoline	22	121,778
502	SGRC	1FDEE3FS6 HDC35469	CU - Cutaway Bus	5	FORD/OTHER	2015	Rural (5311)	$18,994	GA - Gasoline	22	118,903
503	SGRC	1FDEE3FS1 FDA25522	CU - Cutaway Bus	5	FORD/OTHER	2016	Rural (5311)	$24,485	GA - Gasoline	22	133,955
504	SGRC	1FDEE3FS5 GDC05278	CU - Cutaway Bus	5	FORD/OTHER	2016	Rural (5311)	$24,485	GA - Gasoline	22	140,478
505	SGRC	1FDEE3FS7 GDC05279	CU - Cutaway Bus	5	FORD/OTHER	2017	Rural (5311)	$29,591	GA - Gasoline	22	102,195
506	SGRC	1FDEE3FS8 HDC30158	CU - Cutaway Bus	5	FORD/OTHER	2017	Rural (5311)	$29,591	GA - Gasoline	22	113,143
507	SWGRC	1FDFE4FS6 DDA64226	CU - Cutaway Bus	5	FORD/OTHER	2013	Rural (5311)	$60,258	GA - Gasoline	24	151,081
508	SWGRC	1FDEE3FSX FDA09688	CU - Cutaway Bus	5	FORD/OTHER	2015	Rural (5311)	$50,432	GA - Gasoline	22	162,029
509	SWGRC	1FDFE4FS4 FDA19885	CU - Cutaway Bus	5	FORD/OTHER	2015	Rural (5311)	$56,315	GA - Gasoline	24	149,537
510	SWGRC	1FDFE4FS6 FDA19886	CU - Cutaway Bus	5	FORD/OTHER	2015	Rural (5311)	$52,681	GA - Gasoline	24	158,449
511	SWGRC	1FDEE3FS8 GDC15383	CU - Cutaway Bus	5	FORD/OTHER	2016	Rural (5311)	$48,760	GA - Gasoline	22	126,105
512	SWGRC	1FDEE3FSX GDC15384	CU - Cutaway Bus	5	FORD/OTHER	2016	Rural (5311)	$48,760	GA - Gasoline	22	134,928
513	SWGRC	1FDEE3FS1 GDC15385	CU - Cutaway Bus	5	FORD/OTHER	2016	Rural (5311)	$48,760	GA - Gasoline	22	171,447
514	SWGRC	1FDEE3FS5 GDC19021	CU - Cutaway Bus	5	FORD/OTHER	2016	Rural (5311)	$48,760	GA - Gasoline	22	124,127
515	SWGRC	1FDEE3FS3 GDC19020	CU - Cutaway Bus	5	FORD/OTHER	2016	Rural (5311)	$48,760	GA - Gasoline	22	140,721
516	SWGRC	1FDEE3FS7 GDC19022	CU - Cutaway Bus	5	FORD/OTHER	2016	Rural (5311)	$48,760	GA - Gasoline	22	171,403
517	SWGRC	1FDEE3FS0 HDC35502	CU - Cutaway Bus	5	FORD/OTHER	2017	Rural (5311)	$48,953	GA - Gasoline	22	133,343
518	SWGRC	1FDEE3FS2 HDC28521	CU - Cutaway Bus	5	FORD/OTHER	2017	Rural (5311)	$53,268	GA - Gasoline	22	106,431
519	SWGRC	1FDEE3FS3 HDC32075	CU - Cutaway Bus	5	FORD/OTHER	2017	Rural (5311)	$53,268	GA - Gasoline	22	127,003
520	SWGRC	1FDEE3FS0 HDC32079	CU - Cutaway Bus	5	FORD/OTHER	2017	Rural (5311)	$53,268	GA - Gasoline	22	119,574

Record	Organization	VIN	Vehicle Type	Indicative ULB	Make/Model	Vehicle Year	Funding Program	Replacement Cost ($2022)	Fuel Type	Vehicle Length (Feet)	Current Mileage
521	SWGRC	1FDEE3FS7 HDC32063	CU - Cutaway Bus	5	FORD/OTHER	2017	Rural (5311)	$53,268	GA - Gasoline	22	202,358
522	SWGRC	1FDEE3FS1 HDC32074	CU - Cutaway Bus	5	FORD/OTHER	2017	Rural (5311)	$53,268	GA - Gasoline	22	212,794
523	SWGRC	1FDEE3FS8 HDC32069	CU - Cutaway Bus	5	FORD/OTHER	2017	Rural (5311)	$53,268	GA - Gasoline	22	114,754
524	SWGRC	1FDEE3FS9 HDC32078	CU - Cutaway Bus	5	FORD/OTHER	2017	Rural (5311)	$53,268	GA - Gasoline	22	111,958
525	SWGRC	1FDEE3FS7 HDC32080	CU - Cutaway Bus	5	FORD/OTHER	2017	Rural (5311)	$53,268	GA - Gasoline	22	134,105
526	SWGRC	1FDEE3FS1 HDC32060	CU - Cutaway Bus	5	FORD/OTHER	2017	Rural (5311)	$53,268	GA - Gasoline	22	246,712
527	SWGRC	1FDFE4FSX HDC32455	CU - Cutaway Bus	5	FORD/OTHER	2017	Rural (5311)	$58,281	GA - Gasoline	24	154,529
528	SWGRC	1FDEE3FS6 HDC61022	CU - Cutaway Bus	5	FORD/OTHER	2017	Rural (5311)	$53,268	GA - Gasoline	22	120,948
529	SWGRC	1FDEE3FS3 HDC61026	CU - Cutaway Bus	5	FORD/OTHER	2017	Rural (5311)	$53,268	GA - Gasoline	22	82,923
530	SWGRC	1FDEE3FS6 HDC60999	CU - Cutaway Bus	5	FORD/OTHER	2017	Rural (5311)	$53,268	GA - Gasoline	22	151,245
531	SWGRC	1FDEE3FS4 HDC60998	CU - Cutaway Bus	5	FORD/OTHER	2017	Rural (5311)	$53,268	GA - Gasoline	22	232,239
532	SWGRC	1FDEE3FS2 HDC61003	CU - Cutaway Bus	5	FORD/OTHER	2017	Rural (5311)	$53,268	GA - Gasoline	22	222,370
533	SWGRC	1FDEE3FS6 HDC61005	CU - Cutaway Bus	5	FORD/OTHER	2017	Rural (5311)	$53,268	GA - Gasoline	22	260,870
534	SWGRC	1FDEE3FS5 HDC61013	CU - Cutaway Bus	5	FORD/OTHER	2017	Rural (5311)	$53,268	GA - Gasoline	22	109,656
535	SWGRC	1FDEE3FS0 HDC61002	CU - Cutaway Bus	5	FORD/OTHER	2017	Rural (5311)	$53,268	GA - Gasoline	22	173,256
536	SWGRC	1FDEE3FS4 HDC61021	CU - Cutaway Bus	5	FORD/OTHER	2017	Rural (5311)	$53,268	GA - Gasoline	22	87,747
537	SWGRC	1FDEE3FS1 HDC61025	CU - Cutaway Bus	5	FORD/OTHER	2017	Rural (5311)	$53,268	GA - Gasoline	22	109,054
538	SWGRC	1FDEE3FS7 HDC61014	CU - Cutaway Bus	5	FORD/OTHER	2017	Rural (5311)	$53,268	GA - Gasoline	22	92,820
539	SWGRC	1FDEE3FSX HDC37869	CU - Cutaway Bus	5	FORD/OTHER	2017	Rural (5311)	$53,268	GA - Gasoline	22	100,419
540	SWGRC	1FDFE4FS4 HDC43113	CU - Cutaway Bus	5	FORD/OTHER	2017	Rural (5311)	$55,418	GA - Gasoline	24	54,173
541	SWGRC	1FDFE4FS2 HDC43109	CU - Cutaway Bus	5	FORD/OTHER	2017	Rural (5311)	$58,281	GA - Gasoline	24	138,917
542	SWGRC	1FDEE3FS9 HDC77862	CU - Cutaway Bus	5	FORD/OTHER	2017	Rural (5311)	$49,437	GA - Gasoline	22	172,305
543	SWGRC	1FDEE3FS3 HDC77873	CU - Cutaway Bus	5	FORD/OTHER	2017	Rural (5311)	$49,437	GA - Gasoline	22	164,288

Record	Organization	VIN	Vehicle Type	Indicative ULB	Make/Model	Vehicle Year	Funding Program	Replacement Cost ($2022)	Fuel Type	Vehicle Length (Feet)	Current Mileage
544	SWGRC	1FDEE3FS7 HDC78928	CU - Cutaway Bus	5	FORD/OTHER	2017	Rural (5311)	$53,820	GA - Gasoline	22	130,651
545	SWGRC	1FDEE3FS8 HDC77867	CU - Cutaway Bus	5	FORD/OTHER	2017	Rural (5311)	$53,820	GA - Gasoline	22	104,743
546	SWGRC	1FDEE3FSX HDC77868	CU - Cutaway Bus	5	FORD/OTHER	2017	Rural (5311)	$53,820	GA - Gasoline	22	88,650
547	SWGRC	1FDEE3FS1 HDC77869	CU - Cutaway Bus	5	FORD/OTHER	2017	Rural (5311)	$53,820	GA - Gasoline	22	89,741
548	SWGRC	1FDEE3FS7 HDC77875	CU - Cutaway Bus	5	FORD/OTHER	2017	Rural (5311)	$53,820	GA - Gasoline	22	106,615
549	SWGRC	1FDEE3FS7 HDC78847	CU - Cutaway Bus	5	FORD/OTHER	2017	Rural (5311)	$53,820	GA - Gasoline	22	92,078
550	SWGRC	1FDEE3FS7 HDC77858	CU - Cutaway Bus	5	FORD/OTHER	2017	Rural (5311)	$53,820	GA - Gasoline	22	213,499
551	SWGRC	1FDEE3FS0 HDC77863	CU - Cutaway Bus	5	FORD/OTHER	2017	Rural (5311)	$53,820	GA - Gasoline	22	168,952
552	SWGRC	1FDEE3FS5 HDC77860	CU - Cutaway Bus	5	FORD/OTHER	2017	Rural (5311)	$53,820	GA - Gasoline	22	148,753
553	SWGRC	1FDEE3FS6 HDC77866	CU - Cutaway Bus	5	FORD/OTHER	2017	Rural (5311)	$53,820	GA - Gasoline	22	160,095
554	SWGRC	1FDFE4FS0 HDC79008	CU - Cutaway Bus	5	FORD/OTHER	2017	Rural (5311)	$56,771	GA - Gasoline	24	136,244
555	SWGRC	1FDEE3FSX HDC77871	CU - Cutaway Bus	5	FORD/OTHER	2017	Rural (5311)	$53,820	GA - Gasoline	22	86,319
556	SWGRC	1FDFE4FS8J DC32525	CU - Cutaway Bus	5	FORD/OTHER	2018	Rural (5311)	$59,024	GA - Gasoline	24	75,768
557	SWGRC	1FDEE3FS4 JDC32429	CU - Cutaway Bus	5	FORD/OTHER	2018	Rural (5311)	$53,261	GA - Gasoline	22	156,239
558	SWGRC	1FDFE4FS9J DC41735	CU - Cutaway Bus	5	FORD/OTHER	2018	Rural (5311)	$56,171	GA - Gasoline	24	28,338
559	SWGRC	1FDEE3FS0 JDC32427	CU - Cutaway Bus	5	FORD/OTHER	2018	Rural (5311)	$53,261	GA - Gasoline	22	136,406
560	SWGRC	1FDEE3FS2 JDC32428	CU - Cutaway Bus	5	FORD/OTHER	2018	Rural (5311)	$53,261	GA - Gasoline	22	91,107
561	SWGRC	1FDEE3FS2 KDC65561	CU - Cutaway Bus	5	FORD/OTHER	2019	Rural (5311)	$53,976	GA - Gasoline	22	52,682
562	SWGRC	1FDEE3FS6 KDC65580	CU - Cutaway Bus	5	FORD/OTHER	2019	Rural (5311)	$53,976	GA - Gasoline	22	52,214
563	SWGRC	1FDEE3FS8 KDC65581	CU - Cutaway Bus	5	FORD/OTHER	2019	Rural (5311)	$53,976	GA - Gasoline	22	43,877
564	SWGRC	1FDEE3FS0 KDC65459	CU - Cutaway Bus	5	FORD/OTHER	2019	Rural (5311)	$53,976	GA - Gasoline	22	43,877
565	SWGRC	1FDEE3FSX KDC65467	CU - Cutaway Bus	5	FORD/OTHER	2019	Rural (5311)	$53,976	GA - Gasoline	22	47,150
566	SWGRC	1FDEE3FSX KDC65470	CU - Cutaway Bus	5	FORD/OTHER	2019	Rural (5311)	$53,976	GA - Gasoline	22	55,279

Record	Organization	VIN	Vehicle Type	Indicative ULB	Make/Model	Vehicle Year	Funding Program	Replacement Cost ($2022)	Fuel Type	Vehicle Length (Feet)	Current Mileage
567	SWGRC	1FDEE3FS3 KDC65567	CU - Cutaway Bus	5	FORD/OTHER	2019	Rural (5311)	$53,976	GA - Gasoline	22	36,938
568	SWGRC	1FDEE3FS3 KDC65570	CU - Cutaway Bus	5	FORD/OTHER	2019	Rural (5311)	$53,976	GA - Gasoline	22	42,028
569	SWGRC	1FDEE3FSX KDC65565	CU - Cutaway Bus	5	FORD/OTHER	2019	Rural (5311)	$53,976	GA - Gasoline	22	38,462
570	SWGRC	1FDEE3FS1 KDC65566	CU - Cutaway Bus	5	FORD/OTHER	2019	Rural (5311)	$53,976	GA - Gasoline	22	70,433
571	SWGRC	1FDEE3FS9 KDC65461	CU - Cutaway Bus	5	FORD/OTHER	2019	Rural (5311)	$53,976	GA - Gasoline	22	31,395
572	SWGRC	1FDEE3FS0 KDC65574	CU - Cutaway Bus	5	FORD/OTHER	2019	Rural (5311)	$53,976	GA - Gasoline	22	39,874
573	SWGRC	1FDEE3FS5 KDC65571	CU - Cutaway Bus	5	FORD/OTHER	2019	Rural (5311)	$53,976	GA - Gasoline	22	59,337
574	SWGRC	1FMZK1CM6 KKB69285	VN - Van	8	FORD/OTHER	2019	Rural (5311)	$48,365	GA - Gasoline	18	80,868
575	SWGRC	1FDFE4FN7 NDC05770	CU - Cutaway Bus	5	FORD/OTHER	2022	Rural (5311)	$57,274	GA - Gasoline	24	15,212
576	SWGRC	1FDEE3FN5 NDC05756	CU - Cutaway Bus	5	FORD/OTHER	2022	Rural (5311)	$52,521	GA - Gasoline	22	21,407
577	SWGRC	1FDEE3FN0 NDC08189	CU - Cutaway Bus	5	FORD/OTHER	2022	Rural (5311)	$52,521	GA - Gasoline	22	26,956
578	SWGRC	1FDEE3FN8 NDC21594	CU - Cutaway Bus	5	FORD/OTHER	2022	Rural (5311)	$52,521	GA - Gasoline	22	5,871
579	SWGRC	1FDEE3FN7 NDC05760	CU - Cutaway Bus	5	FORD/OTHER	2022	Rural (5311)	$52,521	GA - Gasoline	22	7,619
580	SWGRC	1FDFE4FN0 NDC05769	CU - Cutaway Bus	5	FORD/OTHER	2022	Rural (5311)	$57,274	GA - Gasoline	24	14,667
581	SWGRC	1FDEE3FN9 NDC08188	CU - Cutaway Bus	5	FORD/OTHER	2022	Rural (5311)	$52,521	GA - Gasoline	22	33,752
582	SWGRC	1FDEE3FNX NDC05767	CU - Cutaway Bus	5	FORD/OTHER	2022	Rural (5311)	$52,521	GA - Gasoline	22	15,041
583	Talbot	1FDFE4FS5 FDA32872	CU - Cutaway Bus	5	FORD/GOSHEN COACH	2015	Rural (5311)	$55,758	GA - Gasoline	22	238,578
584	Talbot	1FDEE3FSX HDC29975	CU - Cutaway Bus	5	FORD/STARTR ANS	2017	Rural (5311)	$58,281	GA - Gasoline	22	181,908
585	Talbot	1FDFE4FS8 HDC79001	CU - Cutaway Bus	5	FORD/GOSHEN COACH	2017	Rural (5311)	$59,692	GA - Gasoline	22	134,180
586	Talbot	1FDFE4FS5J DC32529	CU - Cutaway Bus	5	FORD/GOSHEN COACH	2018	Rural (5311)	$59,024	GA - Gasoline	22	100,304
587	Talbot	1FDEE3FN3 NDC06808	CU - Cutaway Bus	5	FORD/GOSHEN COACH	2022	Rural (5311)	$52,521	GA - Gasoline	22	29,986
588	Taliaferro	1FDEE3F57J DC32456	CU - Cutaway Bus	5		2018	Rural (5311)	$66,948	GA - Gasoline	22	44,646

Record	Organization	VIN	Vehicle Type	Indicative ULB	Make/Model	Vehicle Year	Funding Program	Replacement Cost ($2022)	Fuel Type	Vehicle Length (Feet)	Current Mileage
589	Taliaferro	1FDEE3FS0 EDB17722	CU - Cutaway Bus	5		2014	Rural (5311)	$73,938	GA - Gasoline	22	101,343
590	Taylor	1FDEE3FSX HDC61024	CU - Cutaway Bus	5	FORD/OTHER	2017	Rural (5311)	$53,268	GA - Gasoline	22	118,991
591	Taylor	1FDEE3FS3 HDC78960	CU - Cutaway Bus	5	FORD/OTHER	2018	Rural (5311)	$52,035	GA - Gasoline	22	81,470
592	Taylor	1FDEE3FS5 HDC35494	CU - Cutaway Bus	5	FORD/OTHER	2017	Rural (5311)	$53,268	GA - Gasoline	22	178,316
593	Taylor	1FEDD3FS2 HDC78965	CU - Cutaway Bus	5	FORD/OTHER	2018	Rural (5311)	$52,035	GA - Gasoline	22	118,063
594	Telfair	1FDEE3F50 HDC35483	CU - Cutaway Bus	5	FORD/OTHER	2017	Rural (5311)	$47,704	GA - Gasoline	22	81,095
595	Telfair	1FDEE3F51 FDA07215	CU - Cutaway Bus	5	FORD/OTHER	2015	Rural (5311)	$56,981	GA - Gasoline	22	104,097
596	Thomas	1FDEE3FS6 JDC32416	CU - Cutaway Bus	5	FORD/CANDIDATE SERIES	2018	Rural (5311)	$73,727	GA - Gasoline	22	69,013
597	Thomas	1FDEE3FS8 JDC32465	CU - Cutaway Bus	5	FORD/CANDIDATE SERIES	2018	Rural (5311)	$73,727	GA - Gasoline	22	56,234
598	Thomas	1FDEE3FS1 JDC32422	CU - Cutaway Bus	5	FORD/CANDIDATE SERIES	2018	Rural (5311)	$73,727	GA - Gasoline	22	92,026
599	Thomas	1FDEE3FS2 JDC32431	CU - Cutaway Bus	5	FORD/CANDIDATE SERIES	2018	Rural (5311)	$73,727	GA - Gasoline	22	76,570
600	Thomas	1FDEE3FSX HDC30159	CU - Cutaway Bus	5		2017	Rural (5311)	$76,256	GA - Gasoline	22	161,253
601	Thomas	1FDEE3FS6 HDC30160	CU - Cutaway Bus	5	FORD/CANDIDATE SERIES	2017	Rural (5311)	$76,256	GA - Gasoline	22	159,896
602	Thomas	1FDEE3FSX HDC30162	CU - Cutaway Bus	5		2017	Rural (5311)	$76,256	GA - Gasoline	22	131,109
603	Thomas	1FDEE3FS1 HDC30163	CU - Cutaway Bus	5	FORD/CANDIDATE SERIES	2017	Rural (5311)	$76,256	GA - Gasoline	22	146,846
604	Thomas	1FDEE3FS1 HDC35489	CU - Cutaway Bus	5	FORD/CANDIDATE SERIES	2017	Rural (5311)	$76,256	GA - Gasoline	22	137,674
605	Thomas	1FDEE3FS1 HDC35492	CU - Cutaway Bus	5	FORD/CANDIDATE SERIES	2017	Rural (5311)	$76,256	GA - Gasoline	22	96,442
606	Thomas	1FDEE3FS4 HDC35499	CU - Cutaway Bus	5	FORD/CANDIDATE SERIES	2017	Rural (5311)	$76,256	GA - Gasoline	22	65,715
607	Thomas	1FDEE3FS8 HDC78842	CU - Cutaway Bus	5	FORD/CANDIDATE SERIES	2017	Rural (5311)	$76,256	GA - Gasoline	22	98,356
608	Thomas	1FDEE3FS1 HDC78956	CU - Cutaway Bus	5	FORD/CANDIDATE SERIES	2017	Rural (5311)	$76,256	GA - Gasoline	22	102,621

Record	Organization	VIN	Vehicle Type	Indicative ULB	Make/Model	Vehicle Year	Funding Program	Replacement Cost ($2022)	Fuel Type	Vehicle Length (Feet)	Current Mileage
609	Thomas	1FDEE3FS5 HDC78958	CU - Cutaway Bus	5	FORD/CANDIDATE SERIES	2017	Rural (5311)	$76,256	GA - Gasoline	22	109,375
610	Thomas	1FDFE4FSX HDC79002	CU - Cutaway Bus	5	FORD/SENATOR	2017	Rural (5311)	$76,256	GA - Gasoline	22	34,276
611	Thomas	1FDEE3FSX GDC03378	CU - Cutaway Bus	5		2016	Rural (5311)	$78,871	GA - Gasoline	22	107,005
612	Three Rivers	1FDEE3FS2 FDA07210	CU - Cutaway Bus	5	FORD/OTHER	2015	Rural (5311)	$83,930	GA - Gasoline	22	228,423
613	Three Rivers	1FDEE3FS4 FDA07211	CU - Cutaway Bus	5	FORD/OTHER	2017	Rural (5311)	$78,456	GA - Gasoline	22	202,308
614	Three Rivers	1FDEE3FS5 GDC03336	CU - Cutaway Bus	5	GOSHEN/GOSHEN COACH	2016	Rural (5311)	$71,384	GA - Gasoline	22	198,450
615	Three Rivers	1FDEE3FS7 GDC03337	CU - Cutaway Bus	5	GOSHEN/GOSHEN COACH	2016	Rural (5311)	$71,384	GA - Gasoline	22	198,282
616	Three Rivers	1FDEE3FS8 GDC03346	CU - Cutaway Bus	5	GOSHEN/OTHER	2016	Rural (5311)	$81,147	GA - Gasoline	22	259,523
617	Three Rivers	1FDEE3FSX GDC03347	CU - Cutaway Bus	5	FORD/OTHER	2017	Rural (5311)	$78,456	GA - Gasoline	22	197,859
618	Three Rivers	1FDEE3FS7 HDC35500	CU - Cutaway Bus	5	FOREST RIVER/OTHER	2017	Rural (5311)	$78,456	GA - Gasoline	22	199,371
619	Three Rivers	1FDEE3FS9 HD635465	CU - Cutaway Bus	5	FOREST RIVER/OTHER	2017	Rural (5311)	$78,456	GA - Gasoline	22	204,699
620	Three Rivers	1FDEE35S0 HDC3511	CU - Cutaway Bus	5	FORD/OTHER	2017	Rural (5311)	$78,456	GA - Gasoline	22	140,368
621	Three Rivers	1FDEE3FS0 HDC78647	CU - Cutaway Bus	5	FOREST RIVER/SENATOR	2017	Rural (5311)	$78,456	GA - Gasoline	22	83,757
622	Three Rivers	1FDEE3FS8 HDC78985	CU - Cutaway Bus	5	FOREST RIVER/SENATOR	2017	Rural (5311)	$78,456	GA - Gasoline	22	100,888
623	Three Rivers	1FDEE3FS7 HDC77861	CU - Cutaway Bus	5	FOREST RIVER/SENATOR	2017	Rural (5311)	$78,456	GA - Gasoline	22	105,811
624	Three Rivers	1FDEE3FS8 HDC77870	CU - Cutaway Bus	5	FOREST RIVER/SENATOR	2017	Rural (5311)	$78,456	GA - Gasoline	22	73,080
625	Three Rivers	1FDEE3FS6 HDC78841	CU - Cutaway Bus	5	FOREST RIVER/SENATOR	2017	Rural (5311)	$78,456	GA - Gasoline	22	61,093
626	Three Rivers	1FDEE3FS4 HDC78854	CU - Cutaway Bus	5	FOREST RIVER/SENATOR	2017	Rural (5311)	$78,456	GA - Gasoline	22	104,838

Record	Organization	VIN	Vehicle Type	Indicative ULB	Make/Model	Vehicle Year	Funding Program	Replacement Cost ($2022)	Fuel Type	Vehicle Length (Feet)	Current Mileage
627	Three Rivers	1FDEE3FS3 HDC78926	CU - Cutaway Bus	5	FOREST RIVER/SENATOR	2018	Rural (5311)	$75,855	GA - Gasoline	22	127,927
628	Three Rivers	1FDEE3FS0 HDC78933	CU - Cutaway Bus	5	FOREST RIVER/SENATOR	2017	Rural (5311)	$78,456	GA - Gasoline	22	148,451
629	Three Rivers	1FDEE3FS8 HDC78856	CU - Cutaway Bus	5	FOREST RIVER/SENATOR	2018	Rural (5311)	$75,855	GA - Gasoline	22	129,279
630	Three Rivers	1FDEE3FS5 JDC32472	CU - Cutaway Bus	5	FORD/OTHER	2017	Rural (5311)	$78,456	GA - Gasoline	22	104,952
631	Three Rivers	1FDEE3FS1 KDC65468	CU - Cutaway Bus	5	FOREST RIVER/SENATOR	2019	Rural (5311)	$73,340	GA - Gasoline	22	58,207
632	Three Rivers	1FDEE3FS6 KDC65465	CU - Cutaway Bus	5	FOREST RIVER/SENATOR	2019	Rural (5311)	$73,340	GA - Gasoline	22	80,784
633	Three Rivers	1FDEE3FS7 KDC65474	CU - Cutaway Bus	5	FOREST RIVER/SENATOR	2019	Rural (5311)	$73,340	GA - Gasoline	22	62,781
634	Three Rivers	1FDFE4FS5 KDC59814	CU - Cutaway Bus	5	FOREST RIVER/SENATOR	2019	Rural (5311)	$73,340	GA - Gasoline	22	66,126
635	Three Rivers	1FDEE3FN7 NDC11431	CU - Cutaway Bus	5	GOSHEN/PACER	2021	Rural (5311)	$68,556	GA - Gasoline	22	30,072
636	Three Rivers	1FDEE3FN2 NDC13040	CU - Cutaway Bus	5	GOSHEN/PACER	2022	Rural (5311)	$66,283	GA - Gasoline	22	5,889
637	Three Rivers	1FDEE3FN1 NDC21596	CU - Cutaway Bus	5	CHAMPION/CHALLENGER	2022	Rural (5311)	$66,283	GA - Gasoline	22	7,984
638	Towns	1FDEE3FS6 HDC32071	CU - Cutaway Bus	5	FORD/OTHER	2017	Rural (5311)	$52,303	GA - Gasoline	23	127,535
639	Towns	1FDEE3FS9 HDC35482	CU - Cutaway Bus	5	FORD/OTHER	2017	Rural (5311)	$53,268	GA - Gasoline	22	52,674
640	Towns	1FDEE3FS9 HDC78932	CU - Cutaway Bus	5	FORD/OTHER	2017	Rural (5311)	$53,820	GA - Gasoline	22	47,002
641	Towns	1FDEE3FS2 HDC77864	CU - Cutaway Bus	5	FORD/OTHER	2017	Rural (5311)	$49,437	GA - Gasoline	22	78,921
642	Towns	1FDEE3FS2 HDC30155	CU - Cutaway Bus	5	FORD/OTHER	2017	Rural (5311)	$53,268	GA - Gasoline	22	100,992
643	Towns	1FMZK1CM3 KKB69289	VN - Van	8	FORD/OTHER	2019	Rural (5311)	$47,426	GA - Gasoline	17	12,994
644	Towns	1FDEE3FS0 KDC65462	CU - Cutaway Bus	5	FORD/OTHER	2019	Rural (5311)	$49,668	GA - Gasoline	22	17,333
645	Towns	1FDEE3FS3 GDC05280	CU - Cutaway Bus	5	FORD/OTHER	2016	Rural (5311)	$48,184	GA - Gasoline	22	137,871
646	Twiggs	1FDEE3FS2 GDC22538	CU - Cutaway Bus	5	FORD/OTHER	2016	Rural (5311)	$71,619	GA - Gasoline	22	143,021

Record	Organization	VIN	Vehicle Type	Indicative ULB	Make/Model	Vehicle Year	Funding Program	Replacement Cost ($2022)	Fuel Type	Vehicle Length (Feet)	Current Mileage
647	Twiggs	1FDEE3FS9 HDC78848	CU - Cutaway Bus	5	FORD/OTHER	2017	Rural (5311)	$76,346	GA - Gasoline	22	97,334
648	Athens-Clarke	1FDFE4FS8 FDA23860	CU - Cutaway Bus	5	FORD/GOSHEN COACH	2015	Small Urban (5307)	$124,725	GA - Gasoline	23	127,121
649	Athens-Clarke	1FDFE4FSX FDA23861	CU - Cutaway Bus	5	FORD/GOSHEN COACH	2015	Small Urban (5307)	$124,725	GA - Gasoline	23	53,456
650	Athens-Clarke	1FDFE4FS4 KDC03234	CU - Cutaway Bus	5	FORD/GOSHEN COACH	2019	Small Urban (5307)	$108,986	GA - Gasoline	22	53,682
651	Athens-Clarke	1FDFE4FS9 KDC03245	CU - Cutaway Bus	5	FORD/GOSHEN COACH	2019	Small Urban (5307)	$108,986	GA - Gasoline	22	54,534
652	Athens-Clarke	1FDFE4FS4 KDC03248	CU - Cutaway Bus	5	FORD/GOSHEN COACH	2019	Small Urban (5307)	$108,986	GA - Gasoline	22	18,879
653	Athens-Clarke	1FBVU4X83 LKA85104	VN - Van	8	FORD/TRANSIT	2020	Small Urban (5307)	$73,476	GA - Gasoline	22	1,732
654	Athens-Clarke	1FDVU4X82 LKBO9674	VN - Van	8	FORD/TRANSIT	2020	Small Urban (5307)	$73,476	GA - Gasoline	22	2,351
655	Athens-Clarke	1FDVU4X89 LKA14125	VN - Van	8	FORD/TRANSIT	2020	Small Urban (5307)	$73,476	GA - Gasoline	22	7,735
656	Athens-Clarke	15GGD2717 91177013	BU - Bus	14	GILLIG /G27D102N4	2009	Small Urban (5307)	$835,685	DF - Diesel	40	344,550
657	Athens-Clarke	15GGD2715 B1178540	BU - Bus	14	GILLIG /G27D102N4	2011	Bus (5339)	$781,182	DF - Diesel	40	264,222
658	Athens-Clarke	15GGD2717 B1178541	BU - Bus	14	GILLIG /G27D102N4	2011	Bus (5339)	$781,182	DF - Diesel	40	267,229
659	Athens-Clarke	15GGD2719 B1178542	BU - Bus	14	GILLIG /G27D102N4	2011	Bus (5339)	$781,182	DF - Diesel	40	337,518
660	Athens-Clarke	15GGD2710 B1178543	BU - Bus	14	GILLIG /G27D102N4	2011	Bus (5339)	$781,182	DF - Diesel	40	331,888
661	Athens-Clarke	15GGD2710 D1181722	BU - Bus	14	GILLIG /G27D102N4	2013	Bus (5339)	$730,233	DF - Diesel	40	236,344
662	Athens-Clarke	15GGD2712 D1181723	BU - Bus	14	GILLIG /G27D102N4	2013	Bus (5339)	$730,233	DF - Diesel	40	218,664
663	Athens-Clarke	15GGD2714 D1181724	BU - Bus	14	GILLIG /G27D102N4	2013	Bus (5339)	$730,233	DF - Diesel	40	209,132
664	Athens-Clarke	15GGD2716 D1181725	BU - Bus	14	GILLIG /G27D102N4	2013	Small Urban (5307)	$730,233	DF - Diesel	40	192,886
665	Athens-Clarke	15GGD2712 F1186567	BU - Bus	14	GILLIG /G27D102N4	2015	Small Urban (5307)	$682,607	DF - Diesel	40	168,669
666	Athens-Clarke	15GGD2714 F1186568	BU - Bus	14	GILLIG /G27D102N4	2015	Small Urban (5307)	$682,607	DF - Diesel	40	207,550
667	Athens-Clarke	15GGD3014 J3189676	BU - Bus	14	GILLIG /G30D102N4	2018	Locally funded	$864,537	TF - Two Fuel Sources	40	135,181

Record	Organization	VIN	Vehicle Type	Indicative ULB	Make/Model	Vehicle Year	Funding Program	Replacement Cost ($2022)	Fuel Type	Vehicle Length (Feet)	Current Mileage
668	Athens-Clarke	15GGD3016 J3189677	BU - Bus	14	GILLIG /G30D102N4	2018	Locally funded	$864,537	TF - Two Fuel Sources	40	145,430
669	Athens-Clarke	15GGD3018 J3189678	BU - Bus	14	GILLIG /G30D102N4	2018	Locally funded	$864,537	TF - Two Fuel Sources	40	161,182
670	Athens-Clarke	15GGD301X J3189679	BU - Bus	14	GILLIG /G30D102N4	2018	Locally funded	$864,537	TF - Two Fuel Sources	40	162,759
671	Athens-Clarke	15GGD3016 J3189680	BU - Bus	14	GILLIG /G30D102N4	2018	Locally funded	$864,537	TF - Two Fuel Sources	40	141,514
672	Athens-Clarke	15GGD3018 J3189681	BU - Bus	14	GILLIG /G30D102N4	2018	Locally funded	$864,537	TF - Two Fuel Sources	40	121,766
673	Athens-Clarke	15GGD301X J3189682	BU - Bus	14	GILLIG /G30D102N4	2018	Locally funded	$864,537	TF - Two Fuel Sources	40	194,486
674	Athens-Clarke	15GGD3011 J3189683	BU - Bus	14	GILLIG /G30D102N4	2018	Locally funded	$864,537	TF - Two Fuel Sources	40	142,195
675	Athens-Clarke	15GGD3013 J3189684	BU - Bus	14	GILLIG /G30D102N4	2018	Locally funded	$864,537	TF - Two Fuel Sources	40	150,229
676	Athens-Clarke	15GGD3015 J3189685	BU - Bus	14	GILLIG /G30D102N4	2018	Locally funded	$864,537	TF - Two Fuel Sources	40	174,237
677	Athens-Clarke	15GGD3017 J3189686	BU - Bus	14	GILLIG /G30D102N4	2018	Locally funded	$864,537	TF - Two Fuel Sources	40	173,008
678	Athens-Clarke	15GGD3019 J3189687	BU - Bus	14	GILLIG /G30D102N4	2018	Locally funded	$864,537	TF - Two Fuel Sources	40	164,458
679	Athens-Clarke	15GGD3017 K3192198	BU - Bus	14	GILLIG /G30D102N4	2019	Bus (5339)	$835,869	TF - Two Fuel Sources	40	83,775
680	Athens-Clarke	15GGD3019 K3192199	BU - Bus	14	GILLIG /G30D102N4	2019	Bus (5339)	$835,869	TF - Two Fuel Sources	40	79,416
681	Athens-Clarke	15GGD3011 K3192200	BU - Bus	14	GILLIG /G30D102N4	2019	Bus (5339)	$835,869	TF - Two Fuel Sources	40	125,720
682	Athens-Clarke	15GGD3019 L3194049	BU - Bus	14	GILLIG /G30D102N4	2020	Small Urban (5307)	$808,152	TF - Two Fuel Sources	40	37,930
683	Athens-Clarke	15GGD3015 L3194050	BU - Bus	14	GILLIG /G30D102N4	2020	Small Urban (5307)	$808,152	TF - Two Fuel Sources	40	40,387
684	Athens-Clarke	15GGB3015 L3194121	BU - Bus	14	GILLIG/G30B10 2N4	2020	Bus (5339)	$803,037	TF - Two Fuel Sources	35	56,644
685	Athens-Clarke	15GGB3017 L3194122	BU - Bus	14	GILLIG/G30B10 2N4	2020	Bus (5339)	$803,037	TF - Two Fuel Sources	35	50,780

Record	Organization	VIN	Vehicle Type	Indicative ULB	Make/Model	Vehicle Year	Funding Program	Replacement Cost ($2022)	Fuel Type	Vehicle Length (Feet)	Current Mileage
686	Athens-Clarke	15GGB3014 M3195343	BU - Bus	14	GILLIG/G30B10 2N4	2021	Small Urban (5307)	$776,409	TF - Two Fuel Sources	35	34,233
687	Athens-Clarke	15GGB3016 M3195344	BU - Bus	14	GILLIG/G30B10 2N4	2021	Small Urban (5307)	$776,409	TF - Two Fuel Sources	35	20,335
688	Union	1FDEE3FS0 GDC03341	CU - Cutaway Bus	5	FORD/OTHER	2016	Rural (5311)	$64,191	GA - Gasoline	20	127,207
689	Union	1FDEE3FS0 GDC03342	CU - Cutaway Bus	5	FORD/OTHER	2016	Rural (5311)	$919,191	GA - Gasoline	20	113,583
690	Walker	1FDEE3FS3 HDC78957	CU - Cutaway Bus	5	FORD/OTHER	2017	Rural (5311)	$919,191	GA - Gasoline	22	104,902
691	Walker	1FDEE3FS5 HDC78961	CU - Cutaway Bus	5	FORD/OTHER	2017	Rural (5311)	$919,191	GA - Gasoline	22	101,799
692	Walker	1FDEE3FS2 HDC78979	CU - Cutaway Bus	5	FORD/OTHER	2017	Rural (5311)	$830,749	GA - Gasoline	22	126,101
693	Walker	1FDEE3FS2 HDC78982	CU - Cutaway Bus	5	FORD/OTHER	2017	Rural (5311)	$830,749	GA - Gasoline	22	125,032
694	Walker	1FDEE3FS9 JDC32426	CU - Cutaway Bus	5	FORD/OTHER	2019	Rural (5311)	$830,749	GA - Gasoline	22	71,250
695	Walker	1FDEE3FS4 JDC32432	CU - Cutaway Bus	5	FORD/OTHER	2019	Rural (5311)	$830,749	GA - Gasoline	22	67,754
696	Walker	1FDEE3FS7 JDC32442	CU - Cutaway Bus	5	FORD/OTHER	2019	Rural (5311)	$830,749	GA - Gasoline	22	59,698
697	Walker	1FDEE3FN0 MDC26030	CU - Cutaway Bus	5	FORD/OTHER	2021	Rural (5311)	$830,749	GA - Gasoline	22	47,421
698	Walker	1FDEE3FN1 MDC27624	CU - Cutaway Bus	5	FORD/OTHER	2021	Rural (5311)	$830,749	GA - Gasoline	22	33,522
699	Walker	1FDEE3FN4 MDC26029	CU - Cutaway Bus	5	FORD/STARTR ANS	2021	Rural (5311)	$62,265	GA - Gasoline	22	33,221
700	Walker	1FDEE3FNO NDC05762	CU - Cutaway Bus	5	FORD/CHAMPI ON	2022	Rural (5311)	$60,200	GA - Gasoline	22	24,527
701	Walker	1FDEE3FN4 NDCO6803	CU - Cutaway Bus	5	FORD/CHAMPI ON	2022	Rural (5311)	$60,200	GA - Gasoline	22	10,105
702	Walker	1FDEE3FN2 NDCO6802	CU - Cutaway Bus	5	FORD/CHAMPI ON	2022	Rural (5311)	$60,200	GA - Gasoline	22	8,873
703	Walker	1FDEE3FN6 NDCO6799	CU - Cutaway Bus	5	FORD/CHAMPI ON	2022	Rural (5311)	$60,200	GA - Gasoline	22	13,557
704	Warren	1FDEE3FS4 GDC03344	BU - Bus	12	FORD/OTHER	2016	Rural (5311)	$69,116	GA - Gasoline	22	182,322
705	Warren	1FDEE3FS5 FD09677	BU - Bus	12	FORD/OTHER	2015	Rural (5311)	$71,486	GA - Gasoline	22	123,396
706	Wayne	1FDEE3FS1 HDC35461	CU - Cutaway Bus	5	FORD/OTHER	2017	Rural (5311)	$53,268	GA - Gasoline	22	159,421
707	Wayne	1FDEE3F50 HDC35483	CU - Cutaway Bus	5	FORD/OTHER	2017	Rural (5311)	$53,268	GA - Gasoline	22	154,775
708	Wayne	1FDEE3F51 FDA07215	CU - Cutaway Bus	5	FORD/OTHER	2017	Rural (5311)	$53,268	GA - Gasoline	22	128,681

Record	Organization	VIN	Vehicle Type	Indicative ULB	Make/Model	Vehicle Year	Funding Program	Replacement Cost ($2022)	Fuel Type	Vehicle Length (Feet)	Current Mileage
709	Wayne	1FDEE3FSP HDC30153	MV - Minivan	8	FORD/OTHER	2019	Rural (5311)	$48,365	GA - Gasoline	22	6,179
710	Wayne	1FDEE3FS1 HDC35475	CU - Cutaway Bus	5	FORD/OTHER	2017	Rural (5311)	$53,268	GA - Gasoline	22	134,915
711	Wayne	1FDEE3FS8 HDC32055	CU - Cutaway Bus	5	FORD/OTHER	2017	Rural (5311)	$53,268	GA - Gasoline	22	142,013
712	Wayne	1FMZK1CM1 KKB72837	CU - Cutaway Bus	5	FORD/OTHER	2017	Rural (5311)	$53,268	GA - Gasoline	22	163,022
713	Wayne	1FDEE3FS8 HDC3207	CU - Cutaway Bus	5	FORD/OTHER	2017	Rural (5311)	$52,925	GA - Gasoline	22	138,617
714	Wayne	1FDEE3FS2 HDC35484	CU - Cutaway Bus	5	FORD/OTHER	2018	Rural (5311)	$53,261	GA - Gasoline	22	59,045
715	Wayne	1FDEE3FS2 HDC35484	CU - Cutaway Bus	5	FORD/OTHER	2018	Rural (5311)	$52,957	GA - Gasoline	22	58,921
716	Wayne	1FDEEFS1H DC58810	CU - Cutaway Bus	5	FORD/OTHER	2018	Rural (5311)	$52,957	GA - Gasoline	22	65,174
717	Wayne	1FDEE3FS7 JDC32439	CU - Cutaway Bus	5	FORD/OTHER	2022	Rural (5311)	$52,521	GA - Gasoline	22	13,683
718	Wheeler	1FDEE3FS3 JDC32440	CU - Cutaway Bus	5	FORD/OTHER	2016	Rural (5311)	$64,299	GA - Gasoline	22	127,390
719	Wheeler	1FDEE3FS5 JDC32441	CU - Cutaway Bus	5	FORD/OTHER	2022	Rural (5311)	$52,521	GA - Gasoline	22	5,852
720	Whitfield	1FDFE4FS6 EDA88350	CU - Cutaway Bus	5	FORD/OTHER	2014	Locally funded	$72,032	GA - Gasoline	25	137,716
721	Whitfield	1FDFE4FS5 HDC32783	CU - Cutaway Bus	5	FORD/OTHER	2017	Rural (5311)	$57,967	GA - Gasoline	25	110,065
722	Whitfield	1FDFE4FSO HDC35526	CU - Cutaway Bus	5	FORD/OTHER	2017	Rural (5311)	$57,967	GA - Gasoline	25	97,212
723	Whitfield	1FDFE4FS9 HDC35525	CU - Cutaway Bus	5	FORD/OTHER	2017	Rural (5311)	$57,967	GA - Gasoline	25	108,002
724	Whitfield	1FDFE4FS4 HDC79013	CU - Cutaway Bus	5	FORD/OTHER	2017	Rural (5311)	$59,378	GA - Gasoline	25	85,591
725	Whitfield	1FDFE4FS6 HDC79014	CU - Cutaway Bus	5	FORD/OTHER	2017	Rural (5311)	$59,378	GA - Gasoline	25	54,480
726	Whitfield	1FDFE4FSX HDC79016	CU - Cutaway Bus	5	FORD/OTHER	2017	Rural (5311)	$59,378	GA - Gasoline	25	63,830
727	Whitfield	1FDFE4FS0J DC32518	CU - Cutaway Bus	5	FORD/OTHER	2018	Rural (5311)	$58,721	GA - Gasoline	25	39,230
728	Whitfield	1FMZK1CM0 KKB69282	VN - Van	8	FORD/OTHER	2019	Rural (5311)	$47,426	GA - Gasoline	18	2,838
729	Whitfield	1FDFE4FN5 MDC02641	CU - Cutaway Bus	5	FORD/CHAMPI ON	2022	Rural (5311)	$57,274	GA - Gasoline	25	9,072
730	Whitfield	1FDFE4FN7 NDC13044	CU - Cutaway Bus	5	FORD/CHAMPI ON	2022	Rural (5311)	$57,274	GA - Gasoline	25	1,573
731	Wilcox	1FDEE3FS0 KDC65476	CU - Cutaway Bus	5	FORD/OTHER	2019	Rural (5311)	$71,281	GA - Gasoline	22	108,818

Record	Organization	VIN	Vehicle Type	Indicative ULB	Make/Model	Vehicle Year	Funding Program	Replacement Cost ($2022)	Fuel Type	Vehicle Length (Feet)	Current Mileage
732	Wilcox	1FMZK1CM3 KKB08511	CU - Cutaway Bus	5	FORD/OTHER	2019	Rural (5311)	$71,281	GA - Gasoline	18	20,418
733	Wilcox	1FDEE3FN4 NDC06798	CU - Cutaway Bus	5	CHAMPION/OTHER	2022	Rural (5311)	$64,423	GA - Gasoline	22	60,271
734	Wilkes	1FDEE3FS4 HDC30156	CU - Cutaway Bus	5	FORD/OTHER	2017	Rural (5311)	$76,346	GA - Gasoline	24	161,845
735	Wilkes	1FDEE3FS6 JDC32447	CU - Cutaway Bus	5	FORD/OTHER	2018	Rural (5311)	$66,948	GA - Gasoline	24	91,003
736	Wilkes	1FDEE3FS1 GDC03348	CU - Cutaway Bus	5	FORD/OTHER	2016	Rural (5311)	$78,964	GA - Gasoline	24	181,699
737	Wilkinson	1FDEE3FS0 HDC32082	CU - Cutaway Bus	5	FORD/OTHER	2017	Rural (5311)	$76,346	GA - Gasoline	22	139,083
738	Wilkinson	1FDEE3FS7 HDC78976	CU - Cutaway Bus	5	FORD/OTHER	2017	Rural (5311)	$69,244	GA - Gasoline	22	70,262
739	Wilkinson	1FDEE3FS7 HDC78959	CU - Cutaway Bus	5	FORD/OTHER	2017	Rural (5311)	$77,024	GA - Gasoline	22	82,585
740	METRA	1FDFE4FS8 KDC14060	CU - Cutaway Bus	5		2019	Locally funded	$127,318	DF - Diesel	26	11,711
741	METRA	1FDXE4FS0 HDC67302	CU - Cutaway Bus	5		2019	Locally funded	$127,318	DF - Diesel	26	88,731
742	METRA	1FDXE4FS2 HDC67303	CU - Cutaway Bus	5		2019	Locally funded	$127,318	DF - Diesel	26	75,115
743	METRA	1FDFE4FS4 KDC39621	CU - Cutaway Bus	5		2019	Locally funded	$127,318	DF - Diesel	26	102,784
744	METRA	1FDFE4FS2 KDC39620	CU - Cutaway Bus	5		2019	Large Urban (5307)	$127,318	DF - Diesel	26	117,112
745	METRA	1FDXE4FS1 KDC66490	CU - Cutaway Bus	5		2020	Locally funded	$123,096	GA - Gasoline	26	74,620
746	METRA	1FDXE4FS3 KDC66491	CU - Cutaway Bus	5		2020	Locally funded	$123,096	GA - Gasoline	26	67,635
747	METRA	1FDFE4FN5 MDC03112	CU - Cutaway Bus	5		2021	Large Urban (5307)	$149,180	GA - Gasoline	26	39,693
748	METRA	1FDFE4FN7 MDC03113	CU - Cutaway Bus	5		2021	Large Urban (5307)	$149,180	GA - Gasoline	26	44,672
749	METRA	1FDFE4FN4 MDC03120	CU - Cutaway Bus	5		2021	Large Urban (5307)	$149,180	GA - Gasoline	26	34,356
750	METRA	1FDFE4FN9 MDC03114	CU - Cutaway Bus	5		2021	Large Urban (5307)	$149,180	GA - Gasoline	26	44,180
751	METRA	1FDFE4FN3 MDC02640	CU - Cutaway Bus	5		2021	Large Urban (5307)	$149,180	GA - Gasoline	26	26,277
752	METRA	1FDFE4FN2 NDC13050	CU - Cutaway Bus	5		2022	Large Urban (5307)	$144,233	GA - Gasoline	26	30,782
753	METRA	1FDFE4FN4 NDC13051	CU - Cutaway Bus	5		2022	Large Urban (5307)	$144,233	GA - Gasoline	26	23,336
754	METRA	15GGE2714 H3093277	BU - Bus	12		2017	Large Urban (5307)	$496,804	DF - Diesel	30	256,146

Record	Organization	VIN	Vehicle Type	Indicative ULB	Make/Model	Vehicle Year	Funding Program	Replacement Cost ($2022)	Fuel Type	Vehicle Length (Feet)	Current Mileage
755	METRA	15GGE2716 A1092133	BU - Bus	12		2010	Large Urban (5307)	$553,057	DF - Diesel	30	326,951
756	METRA	15GGE2718 A1092134	BU - Bus	12		2010	Large Urban (5307)	$553,057	DF - Diesel	30	399,361
757	METRA	15GGE271X A1092135	BU - Bus	12		2010	Large Urban (5307)	$553,057	DF - Diesel	30	387,818
758	METRA	15GGE2716 A1091886	BU - Bus	12		2010	Large Urban (5307)	$553,057	DF - Diesel	30	352,866
759	METRA	1Z952H5505 W216320	BU - Bus	12		2005	Locally funded	$463,649	DF - Diesel	30	74,000
760	METRA	15GGB2719 81076351	BU - Bus	14		2008	Large Urban (5307)	$457,876	DF - Diesel	35	496,745
761	METRA	15GGB2713 91176429	BU - Bus	14		2009	Locally funded	$446,829	DF - Diesel	35	552,183
762	METRA	15GGB271X 91176430	BU - Bus	14		2009	Large Urban (5307)	$446,829	DF - Diesel	35	474,650
763	METRA	15GGB2711 91176431	BU - Bus	14		2009	Large Urban (5307)	$446,829	DF - Diesel	35	536,300
764	METRA	15GGB2719 B1178854	BU - Bus	14		2011	Large Urban (5307)	$478,203	DF - Diesel	35	542,771
765	METRA	15GGB2710 B1178855	BU - Bus	14		2011	Large Urban (5307)	$478,203	DF - Diesel	35	476,567
766	METRA	15GGB2712 B1178856	BU - Bus	14		2011	Large Urban (5307)	$478,203	DF - Diesel	35	388,283
767	METRA	15GGB2714 B1178857	BU - Bus	14		2011	Large Urban (5307)	$478,203	DF - Diesel	35	454,426
768	METRA	1VHHF3V28 C6708435	BU - Bus	14		2012	Large Urban (5307)	$739,904	OR - Other	35	549,502
769	METRA	1VHHF3V2X C6708436	BU - Bus	14		2012	Large Urban (5307)	$739,904	OR - Other	35	406,654
770	METRA	1VHHF3V21 C6708437	BU - Bus	14		2012	Large Urban (5307)	$739,904	OR - Other	35	368,911
771	METRA	1VHHF3V23 C6708438	BU - Bus	14		2012	Large Urban (5307)	$739,904	OR - Other	35	487,848
772	METRA	15GGE2710 M3094095	BU - Bus	12		2021	Large Urban (5307)	$500,503	DF - Diesel	30	42,607
773	METRA	15GGE2712 M3094096	BU - Bus	12		2021	Large Urban (5307)	$500,503	DF - Diesel	30	36,076
774	METRA	15GGE2714 M3094097	BU - Bus	12		2021	Large Urban (5307)	$500,503	DF - Diesel	30	39,977
775	METRA	15GGE2716 M3094098	BU - Bus	12		2021	Large Urban (5307)	$500,503	DF - Diesel	30	31,783
776	METRA	15GGE2717 N3094161	BU - Bus	12		2022	Large Urban (5307)	$483,906	DF - Diesel	30	12,652
777	METRA	15GGE2719 N3094162	BU - Bus	12		2022	Large Urban (5307)	$483,906	DF - Diesel	30	10,504

Record	Organization	VIN	Vehicle Type	Indicative ULB	Make/Model	Vehicle Year	Funding Program	Replacement Cost ($2022)	Fuel Type	Vehicle Length (Feet)	Current Mileage
778	METRA	15GGE2710 N3094163	BU - Bus	12		2022	Large Urban (5307)	$483,906	DF - Diesel	30	14,283
779	METRA	15GGE2712 N3094164	BU - Bus	12		2022	Large Urban (5307)	$483,906	DF - Diesel	30	14,449
780	METRA	5FYH8KR06 GF048801	BU - Bus	14		2016	Large Urban (5307)	$653,343	OR - Other	35	293,587
781	METRA	5FYH8KR08 GF048802	BU - Bus	14		2016	Locally funded	$653,343	OR - Other	35	328,318
782	METRA	5FYH8KR08 XG048803	BU - Bus	14		2016	Locally funded	$653,343	OR - Other	35	248,998
783	METRA	5FYH8KR01 GF048804	BU - Bus	14		2016	Locally funded	$653,343	OR - Other	35	190,970
784	METRA	5FYH8KR03 GF048805	BU - Bus	14		2016	Locally funded	$653,343	OR - Other	35	295,711
785	METRA	15GGB2711J 3190046	BU - Bus	14		2018	Large Urban (5307)	$480,330	DF - Diesel	35	221,132
786	METRA	15GGB2714 K3192780	BU - Bus	14		2019	Large Urban (5307)	$464,402	DF - Diesel	35	190,420
787	METRA	15GGB2718 K3192779	BU - Bus	14		2019	Large Urban (5307)	$464,402	DF - Diesel	35	179,115
788	METRA	5FYD8KV08 LF074010	BU - Bus	14		2020	Bus (5339)	$435,196	DF - Diesel	35	124,030
789	METRA	5FYD8KV0X LF074011	BU - Bus	14		2020	Locally funded	$435,196	DF - Diesel	35	116,398
790	METRA	5FYD8KV01 LF074012	BU - Bus	14		2020	Locally funded	$435,196	DF - Diesel	35	142,464
791	METRA	5FYD8KV03 LF074013	BU - Bus	14		2020	Locally funded	$435,196	DF - Diesel	35	131,804
792	METRA	5FYD8KV05 LF074014	BU - Bus	14		2020	Locally funded	$435,196	DF - Diesel	35	115,076
793	METRA	5FYD8KV00 MF075685	BU - Bus	14		2021	Bus (5339)	$433,388	DF - Diesel	35	84,289
794	METRA	5FYD8KV04 NF104994	BU - Bus	14		2022	Locally funded	$419,017	DF - Diesel	35	165

B.2 Equipment

Table B.2 GDOT Equipment-Service Vehicles Asset Register, 2022

Record	Organization	Make/Model	VIN	Funding Program	Replacement Cost ($2022)	Equipment Year	Indicative ULB	Current Mileage
1	Augusta-Richmond	TRUCK-INTERNATIONAL 4600 LP	1HTSBZRK3NH397565	Large Urban (5307)	$ 85,930.61	1992	10	29,442
2	Augusta-Richmond	TRUCK-FORD F150	1FTEF15N0TLB81165	Large Urban (5307)	$ 44,832.36	1996	10	87,322
3	Augusta-Richmond	CHEVY EXPRESS VAN	1GNUGBD43A1176095	Large Urban (5307)	$ 31,249.96	2010	8	89,621
4	Augusta-Richmond	TRUCK-FORD RANGER	1FTYR10D16PA30349	Large Urban (5307)	$ 19,434.93	2006	10	14,436
5	Augusta-Richmond	FORD EXPEDITION	1FMJU1F56BEF04541	Large Urban (5307)	$ 36,876.67	2011	10	9,576
6	Augusta-Richmond	FORD F-150	1FTMF1CM8BKD72052	Large Urban (5307)	$ 28,682.02	2011	10	9,920
7	Albany	VAN 17-842	NM0GE9E7XH1302845	Small Urban (5307)	$ 44,144.54	2017	8	72,408
8	Albany	VAN 17-843	NM0GE9E77H1336001	Small Urban (5307)	$ 44,144.54	2017	8	65,099
9	Albany	TRUCK 10-844	1FTMF1CW9AFC63253	Small Urban (5307)	$ 22,078.81	2010	10	119,803
10	Albany	TRUCK 18-161	1FTEW1C53JKE40432	Small Urban (5307)	$ 30,414.80	2018	10	51,847
11	Albany	CAR 13-828	2G1WF5E30D1218208	Small Urban (5307)	$ 24,667.06	2013	8	29,891
12	Albany	SUV 19-825	1FMCU0F73KUC44691	Small Urban (5307)	$ 24,947.08	2019	10	5,698
13	Albany	CAR 10-828	3FAHP0HGXAR417620	Small Urban (5307)	$ 25,728.17	2010	8	45,013
14	Gainesville-Hall	FORD F-150 TRUCK	1FTEW1EF7FFB70997	Small Urban (5307)	$ 39,016.74	2015	10	10,341
15	Gainesville-Hall	CHEVROLET TRAILBLAZER	1GNOS13S862241048	Small Urban (5307)	$ 36,886.84	2006	10	51,983
16	Rome	FORD EXPLORER- 2018	1FM5K7B87JGB80870	Small Urban (5307)	$ 28,391.84	2018	10	
17	Rome	FORD EXPEDITION- 2005	1FMPU16535LA65051	Small Urban (5307)	$ 48,426.53	2005	8	
18	Rome	FORD ESCAPE HYBRID-2012	1FMCU4K35CKA81131	Small Urban (5307)	$ 41,854.89	2012	8	
19	Rome	FORD FUSION-2012	3FAHPOGA5CR380668	Small Urban (5307)	$ 20,685.06	2012	8	
20	Rome	FORD ESCAPE-2014	1FMCU0F74EUC53310	Small Urban (5307)	$ 25,615.86	2014	8	
21	Rome	FORD E450 TRUCK-2006	1FDXF47P56EC23682	Small Urban (5307)	$ 78,742.72	2006	10	

Record	Organization	Make/Model	VIN	Funding Program	Replacement Cost ($2022)	Equipment Year	Indicative ULB	Current Mileage
22	Rome	FORD F-150 EXT. CAB-2021	1FTEX1EB9MFC96415	Small Urban (5307)	$ 36,188.50	2021	10	
23	Rome	FORD F350 XL TRUCK-2014	1FDRF3GT8EEB69695	Small Urban (5307)	$ 42,988.64	2014	10	
24	Rome	FORD RANGER TRUCK-2008	11FTYR10U48PA68578	Small Urban (5307)	$ 17,208.98	2008	10	
25	Rome	FORD F150 TRUCK-2011	1FTMF1EF6CFA15381	Small Urban (5307)	$ 26,590.97	2011	10	
26	Rome	FORD TRANSIT 150 VAN-2020	1FMZK1CM6KKB90573	Small Urban (5307)	$ 44,410.18	2020	8	
27	Macon-Bibb	VPG 2011	523MF1A65BM100318	Small Urban (5307)	$ 60,137.61	2011	8	117,876
28	Macon-Bibb	TRUCK - 1997 FORD F150	1FTDF17WXVNC87065	Small Urban (5307)	$ 36,568.23	1997	10	188,765
29	Macon-Bibb	TRUCK - 2012 FORD PICKUP	1FT7W2A69CEA10173	Small Urban (5307)	$ 42,031.42	2012	10	95,814
30	Macon-Bibb	CHEVROLET TRAVERSE - 2017	1GNKRGKD6HJ195686	Small Urban (5307)	$ 40,836.22	2017	8	35,573
31	Macon-Bibb	FORD CROWN VICTORIA - 2007	2FAFP73V47X119886	Small Urban (5307)	$ 33,167.23	2007	8	156,650
32	Macon-Bibb	FORD TRANSIT VAN - 2019	1FBAX2CM0KKB45383	Small Urban (5307)	$ 44,811.64	2019	10	34,940
33	Macon-Bibb	TRUCK - 2010 FORD F450	1FDAW4GY6AEA02275	Small Urban (5307)	$ 82,433.94	2010	10	137,605
34	Macon-Bibb	VAN - 2020 FORD TRANSIT	1FBAX2C81LKB36938	Small Urban (5307)	$ 38,137.31	2020	10	827
35	Troup	05-311 ADMIN	2FAFP71W73X174421	Small Urban (5307)	$ 62,623.44	2003	8	134,939
36	Athens-Clarke	SUV-2016	1FM5K8D88GGD15947	Small Urban (5307)	$ 57,821.10	2016	10	90,221
37	Athens-Clarke	SUV-2016	1FM5K8D8XGGD15948	Small Urban (5307)	$ 57,821.10	2016	10	94,967
38	Athens-Clarke	SUV-2019	1FM5K8D8XKGA03346	Small Urban (5307)	$ 57,821.10	2016	10	9,054
39	Athens-Clarke	SUV-2019	JTMLWRFV2KD035055	Small Urban (5307)	$ 35,464.27	2019	10	1,675
40	Athens-Clarke	SUV-2019	JTMMWRFVXKD043330	Small Urban (5307)	$ 35,464.27	2019	10	2,802
41	Athens-Clarke	SUV-2020	JTMLWRFV9LDO44272	Small Urban (5307)	$ 35,464.27	2019	10	14,119
42	Athens-Clarke	SUV-2020	2T3LWRFV0LW063716	Small Urban (5307)	$ 34,288.28	2020	10	21,104
43	Athens-Clarke	SUV-2020	2T3LWRFV1LW064809	Small Urban (5307)	$ 34,288.28	2020	10	19,459
44	Athens-Clarke	TRUCK-2006	1GTHC29U56E235212	Small Urban (5307)	$ 93,036.71	2006	10	107,020

Record	Organization	Make/Model	VIN	Funding Program	Replacement Cost ($2022)	Equipment Year	Indicative ULB	Current Mileage
45	Athens-Clarke	TRUCK-2008	1GBJC34648E133259	Small Urban (5307)	$ 98,126.28	2008	10	37,064
46	Athens-Clarke	TRUCK-2015	1FT7W2B62FEB32540	Small Urban (5307)	$ 76,607.69	2015	10	40,719
47	Athens-Clarke	VAN-2019	1FBZX2CM3KKB87100	Small Urban (5307)	$ 68,394.37	2019	8	30,870
48	Athens-Clarke	VAN 2019	1FBZX2CM4KKB87106	Small Urban (5307)	$ 68,394.37	2019	8	22,268
49	Athens-Clarke	AUTOMOBILE 2010	1G1ZF5EZ8AF156529	Small Urban (5307)	$ 68,195.35	2010	8	32,836
50	Warren	AUTOMOBILE	1FDEE3FS4GDC03344	Rural (5311)	$ 78,871.21	2016	8	
51	Warren	AUTOMOBILE	1FDEE3FS5FD09677	Rural (5311)	$ 81,576.26	2015	8	
52	METRA	Fusion Sedan	3FA6POG74DR185383	Large Urban (5307)	$ 22,906.10	2013	8	22700
53	METRA	Truck F-250	1FDBF2A62BEB81402	Large Urban (5307)	$ 30,855.67	2011	10	9000
54	METRA	Truck F-250	1FDBF2A64KEF70459	Large Urban (5307)	$ 31,694.56	2019	10	3084
55	METRA	Truck F-250	1FTSVY20559EB25493	Large Urban (5307)	$ 29,749.95	2009	10	15000
56	METRA	Fusion Sedan	3FAHPOHGOBR262643	Large Urban (5307)	$ 25,617.17	2011	8	43721
57	METRA	Fusion Sedan	3FAHPOHGOAR258218	Large Urban (5307)	$ 25,614.47	2010	8	1500
58	METRA	Impala Sedan	2G1WB58K689121455	Large Urban (5307)	$ 25,357.31	2008	8	54601
59	METRA	Truck	1GCEC19V76Z164495	Large Urban (5307)	$ 33,982.32	2006	10	24100
60	METRA	Focus Sedan	1FADP3E28FL250074	Large Urban (5307)	$ 21,034.82	2015	8	18830
61	METRA	Focus Sedan	1FADP3E20GL270885	Large Urban (5307)	$ 18,592.75	2016	8	17375
62	METRA	Fusion Sedan	3FA6POG79LR153639	Large Urban (5307)	$ 19,309.36	2020	8	1689
63	METRA	Ford F-150	1FTEW1CB2LFC67603	Large Urban (5307)	$ 19,309.36	2020	10	7324
64	METRA	Econoline Van/F350	1FB5531L07DA67556	Large Urban (5307)	$ 34,631.56	2007	8	42676
65	METRA	Econoline Van/F350	1FBSS3BL1BDA38543	Large Urban (5307)	$ 30,261.54	2011	8	12100
66	METRA	Caravan	2C7WDG6GR235712	Large Urban (5307)	$ 45,572.87	2016	8	26721
67	METRA	Ford Transit-350	1FBVU4X83LKA14095	Large Urban (5307)	$ 71,653.22	2020	8	27593

Record	Organization	Make/Model	VIN	Funding Program	Replacement Cost ($2022)	Equipment Year	Indicative ULB	Current Mileage
68	METRA	Ford Transit-350	1FBVU4X86LKA79247	Large Urban (5307)	$ 71,653.22	2020	8	7789
69	METRA	Ford Transit-350	1FBVU4X86LKA79250	Large Urban (5307)	$ 71,653.22	2020	8	14563

Table B.3 GDOT Equipment-Capital Equipment Asset Register, 2022

Record	Organization	Classification	Equipment Name	Funding Program	Quantity	Replacement Cost ($2022)	Equipment Type	Equipment Year	ULB
1	Albany	Capital Equipment	Software Upgrade Fixed Route	Small Urban (5307)	1	$ 97,296.72	Computer Software	2017	6
2	Albany	Capital Equipment	Software: Mapping Software	Small Urban (5307)	1	$ 208,441.07	Computer Software	2017	6
3	Albany	Capital Equipment	CNG Fueling Station 2017-2018	Small Urban (5307)	1	$ 1,831,053.80	Shop Equipment	2018	25
4	Rome	Capital Equipment	Fuel Pump Modification	Small Urban (5307)	1	$ 73,980.88	Shop Equipment	2013	20
5	Rome	Capital Equipment	Paint Booth	Small Urban (5307)	1	$ 191,255.75	Shop Equipment	1989	20
6	Rome	Capital Equipment	Vending Ticket Machine	Small Urban (5307)	1	$ 70,962.15	Computer Software	2020	20
7	Rome	Capital Equipment	Bus Vaccum System	Small Urban (5307)	1	$ 95,323.78	Shop Equipment	2013	10
8	Rome	Capital Equipment	Computer Software	Small Urban (5307)	1	$ 220,071.89	Computer Software	2014	6
9	Rome	Capital Equipment	Route Match Software	Small Urban (5307)	1	$ 323,607.02	Computer Software	2011	6
10	Macon-Bibb	Capital Equipment	Routeshout Software	Small Urban (5307)	1	$ 66,375.70	Computer Software	2018	6
11	Macon-Bibb	Capital Equipment	Fare boxes	Small Urban (5307)	1	$ 145,526.70	Fareboxes	2012	12
12	Macon-Bibb	Capital Equipment	Bus Shelters 6	Small Urban (5307)	6	$ 131,624.16	Bus Shelter	2018	20
13	Macon-Bibb	Capital Equipment	Heavy Duty Lift	Small Urban (5307)	3	$ 150,365.06	Shop Equipment	2015	20
14	Macon-Bibb	Capital Equipment	Tracking System	Small Urban (5307)	1	$ 249,456.01	Computer Software	2013	6
15	Macon-Bibb	Capital Equipment	GFC Genfare/32 Fare boxes	Small Urban (5307)	32	$ 534,833.12	Fareboxes	2011	12
16	Macon-Bibb	Capital Equipment	Security System	Small Urban (5307)	1	$ 320,674.13	Shop Equipment	2008	20
17	Macon-Bibb	Capital Equipment	Automated Passenger Counters/Routing System	Small Urban (5307)	1	$ 1,681,256.80	Computer Software	2012	6
18	Athens-Clarke	Capital Equipment	Water Reclamation System	Small Urban (5307)	1	$ 108,637.77	Shop Equipment	2005	15

Record	Organization	Classification	Equipment Name	Funding Program	Quantity	Replacement Cost ($2022)	Equipment Type	Equipment Year	ULB
19	Athens-Clarke	Capital Equipment	Advance Floor Cleaner	Small Urban (5307)	1	$ 160,337.07	Shop Equipment	2008	25
20	Athens-Clarke	Capital Equipment	Nilfisk Street Sweeper	Small Urban (5307)	1	$ 265,819.16	Shop Equipment	2006	15
21	Athens-Clarke	Capital Equipment	Generator	Small Urban (5307)	1	$ 395,700.85	Shop Equipment	2015	15
22	Athens-Clarke	Capital Equipment	Generator	Small Urban (5307)	1	$ 584,234.88	Shop Equipment	2005	15
23	Athens-Clarke	Capital Equipment	Bus Washer	Small Urban (5307)	1	$ 1,086,374.01	Shop Equipment	2005	20
24	Athens-Clarke	Capital Equipment	Fuel Tanks	Small Urban (5307)	1	$ 3,962,456.74	Shop Equipment	1994	25
25	METRA	Capital Equipment	Electric Golf Cart	Large Urban (5307)	1	$ 8,894.95	Shop Equipment	2021	8
26	METRA	Capital Equipment	Bus Wash System	Large Urban (5307)	1	$ 181,001.98	Shop Equipment	2021	20
27	METRA	Capital Equipment	Mobile Bus Lifts	Large Urban (5307)	4	$ 128,372.44	Bus Lift	2020	15

B.3 Facilities

Table B.4 GDOT Facilities Asset Register, 2022

Record	Organization	Address	Facility Name	Facility Type	Date Acquired	Condition Assessment Needed	Agency Condition Rating
1	Banks	700 Thompson Street, Homer, Georgia 30547	Senior Center	Administrative Office	1989	No	n/a
2	Dawson	201 Recreation Rd, Dawsonville, Georgia 30534	Senior Center	Administrative Office	2001	No	n/a
3	Forsyth	514 West Maple Street, Cumming, Georgia 30547	Forsyth County BOC	Maintenance Facility	1998	No	n/a
4	Habersham	130 Jacobs Way, Clarkesville, Georgia 30523	Facility Management	Administrative Office	2017	No	n/a
5	Hart	139 Clay Street, Hartwell, Georgia 30643	Hart County Senior Center	Administrative Office	1992	No	n/a
6	Jackson	12 Hendrix Drive, Jefferson, Georgia 30549	Office	Administrative Office	1959	No	n/a
7	Jackson	Curtis H Spence Dr, Jefferson, Georgia 30549	Fuel Island	Maintenance Facility	1995	No	n/a
8	Lumpkin	1646 Red Oak Flats Rd, Dahlonega, Georgia 30533	Lumpkin County Public Works Fleet Dept. Road Dept. & Transit Office	Maintenance Facility	2006	No	n/a
9	Lumpkin	406 Barlow Rd, Dahlonega, Georgia 30533	Lumpkin County Fuel Station	Vehicle Fueling Facility	2018	No	n/a
10	Rabun	2832 Old Hwy 441S, Tiger, Georgia 30576	Rabun Senior Center	Administrative Office	1999	No	n/a
11	Social Circle	129 E. Hightower Trail, Social Circle, Georgia 30025	Welcome Center	Administrative Office	1987	No	n/a
12	Towns	48 River Street Suite B. , Hiawassee, Georgia 30546	Towns County Transit	Administrative Office	2015	No	n/a
13	Union	76 Hunt-Martin Street, Suite 101, Blairsville, Georgia 30512	Union Senior Center	Administrative Office	2009	No	n/a
14	Augusta-Richmond	2844 Regency Blvd, Augusta, Georgia 30904	Administration/Maintenance Facility	Administrative/Maintenance Facility	2020	Yes	4.72
15	Baldwin	312 Allen Memorial Drive SW, Milledgeville, Georgia 31032	Baldwin County Fire Department	Administrative Office	1985	No	n/a
16	Burke	717 w 6th Street, Waynesboro, Georgia 30830	Burke County Senior Center	Administrative Office	2022	No	n/a
17	Burke	144 Southside Dr , Waynesboro, Georgia 30830	Burke County Road Dept	Maintenance Facility	1998	No	n/a
18	Columbia	5913 Euchee Creek Drive, Grovetown, Georgia 30813	Bessie Thomas Community Center	Administrative Office	1997	No	n/a
19	Columbia	2263 County Camp Rd, Appling, Georgia 30802	Columbia County Fleet Services	Maintenance Facility	1982	No	n/a
20	Dodge	643 Pearl Bates Ave, Eastman, Georgia 31023	Administrative	Administrative Office	2019	No	n/a
21	Dodge	5244 Dodge Ave, Eastman, Georgia 31023	County Maintenance Shop	Maintenance Facility	1980	No	n/a

Record	Organization	Address	Facility Name	Facility Type	Date Acquired	Condition Assessment Needed	Agency Condition Rating
22	Glascock	568 Brassell Park Lane, Gibson, Georgia 30810	Gibson Senior Center	Administrative Office	2001	No	n/a
23	Greene	1032 Silver Drive, Greensboro, Georgia 30642	Transit/Dispatch Operations	Administrative Office	2000	No	n/a
24	Hancock	330 Water Works Rd., Sparta, Georgia 31087	Betty Hill Senior Center	Administrative Office	2005	No	n/a
25	Jefferson	1841B Ga Hwy 24 West, Louisville, Georgia 30434	Jefferson County Road Dept	Administrative Office	1999	No	n/a
26	Jefferson	1841B Ga Hwy 24 West, Louisville, Georgia 30434	Jefferson County Road Dept	Maintenance Facility	1999	No	n/a
27	McDuffie	504 Railroad Street, Thomson, Georgia 30824	McDuffie County Fleet Shop	Maintenance Facility	1984	No	n/a
28	McDuffie	304 Greenway Street, Thomson, Georgia 30824	McDuffie County Senior Center	Administrative Office	1980	No	n/a
29	Morgan	991 South Main Street, Madison, Georgia 30650	Morgan County Senior Center	Administrative Office	2008	No	n/a
30	Morgan	2394 Athens Hwy, Madison, Georgia 30650	Morgan County Bus Shop	Maintenance Facility	2016	No	n/a
31	Putnam	117 Putnam Drive Suite A, Eatonton, Georgia 31024	Putnam County Administration Building	Administrative Office	1988	No	n/a
32	Taliaferro	119 Commerce Street, Crawfordville, Georgia 30669	Taliaferro County Senior Center	Administrative Office	1950	No	n/a
33	Warren	59 Gibson Hwy, Warrenton, Georgia 30828	Warren County Senior Citizen Center	Administrative Office	2018	No	n/a
34	Wilkes	108 Marshal Street, Washington, Georgia 30673	Wilkes Senior Center	Administrative Office	1995	No	n/a
35	Wilkinson	8154 Hwy 57 , McIntyre, Georgia 31054	Wilkinson County Road Department	Maintenance Facility	1995	No	n/a
36	Wilkinson	109 Bacon Street, Irwinton, Georgia 31042	Wilkinson County Courthouse	Administrative Office	1998	No	n/a
37	Coweta	503 Turkey Creek Rd, Newnan, Georgia 30263	Coweta County Fire Department	Maintenance Facility	2016	No	n/a
38	Coweta	50 Selt Rd, Newnan, Georgia 30263	Coweta County Public Works Fuel Station	Vehicle Fueling Facility	2013	No	n/a
39	Crawford	640 GA Hwy 128, Roberta, Georgia 31078	Crawford County Board of Commissioners	Administrative Office	2017	No	n/a
40	Crawford	10 Hortman Mill Rd, Knoxville, Georgia 31050	Crawford County Fuel Station	Maintenance Facility	1982	No	n/a
41	Dooly	306 Garrett Drive, Vienna, Georgia 31092	Dooly County Transit Office	Administrative Office	1995	Yes	3.86
42	Heard	470 Old Field Rd, Franklin, Georgia 30217	Heard County Vehicle Maintenance	Maintenance Facility	1978	No	n/a
43	Jones	454 Cumslo Rd, Gray, Georgia 31032	Jones County Public Works	Maintenance Facility	2002	No	n/a
44	LCRTA	4467 College St, Morris, Georgia 39867	LCRTA Transis Office	Administrative Office	2012	Yes	4.94

Record	Organization	Address	Facility Name	Facility Type	Date Acquired	Condition Assessment Needed	Agency Condition Rating
45	Pulaski	46 County Camp Rd, Hawkinsville, Georgia 31036	Pulaski County Barn	Maintenance Facility	1900	No	n/a
46	Talbot	141 North Jefferson Ave, Talbotton, Georgia 31827	Talbot County Transit/Water	Administrative Office	2012	No	n/a
47	Taylor	7 Ivy Street, Butler, Georgia 31006	Taylor County Government Complex	Administrative Office	1998	No	n/a
48	Taylor	155 Charing Road, Butler, Georgia 31006	Taylor County Roads and Bridges	Maintenance Facility	1950	No	n/a
49	Troup	144 Sam Walker Drive, La Grange, Georgia 30241	Transit Office	Administrative Office	2021	Yes	4.45
50	Troup	2520 Hamilton Rd, La Grange, Georgia 30240	Troup County Shop	Maintenance Facility	1978	No	n/a
51	Thomas	110 South Crawford St, Thomas, Georgia 31792	Transportation Building	Administrative Office	2020	Yes	4.93
52	Thomas	400 Joiner Rd, Thomas, Georgia 31757	Fleet Services	Maintenance Facility	2020	No	n/a
53	CRC	1181 Coastal Drive SW, , Georgia 31305	Coastal Regional Commission	Administrative Office	2012	No	n/a
54	Telfair	89 Telfair Ave, McRae-Helena, Georgia 31055	Road Shop	Maintenance Facility	1960	No	n/a
55	Wayne	1896 Macon Street, Jesup, Georgia 31545	Wayne County Transit	Administrative Office	2016	Yes	3.87
56	Wayne	109 Raintree Drive, Jesup, Georgia 31545	Wayne County Maintenance Shop	Maintenance Facility	1975	No	n/a
57	Wheeler	23 McRae St., Alamo, GA 30411, Alamo, Georgia 30411	Wheeler Co Transit System Office	Administrative Office	1952	No	n/a
58	Wheeler	8 W Stubbs St., Alamo, GA 30411, Alamo, Georgia 30411	Wheeler Co Rd Maint Shop	Maintenance Facility	1998	No	n/a
59	Bartow	140 Douglas St Suite 106 , Cartersville, Georgia 30120	Transportation Center	Administrative Office	1990	No	n/a
60	Bartow	10 Ladds Mountain Road, Cartersville, Georgia 30120	Maintenance Facility	Maintenance Facility	2007	No	n/a
61	Catoosa	144 Catoosa Circle, Ringgold, Georgia 30736	Catoosa County Senior Center	Administrative Office	2000	No	n/a
62	Cedartown	510 1/2 Tenth Street, Cedartown, Georgia 30125	Public Works Shop	Maintenance Facility	1990	No	n/a
63	Dade	277 Sells Lane, Trenton, Georgia 30752	Dade County Maintenace Barn	Maintenance Facility	1974	No	n/a
64	Dade	9622 Highway 11, Trenton, Georgia 30752	Dade County Senior Center/Transportation	Administrative Office	1992	No	n/a
65	Haralson	35 Recreation Ln, Buchanan, Georgia 30113	Haralson County Transit Bldg	Administrative Office	2015	Yes	4.9
66	Haralson	1801 Macedonia Church Road, Buchanan, Georgia 30113	Maintenance Facility	Maintenance Facility	1987	No	n/a
67	NGCA	400 West First Street, Blue Ridge, Georgia 30513	Fannin County Senior Building	Administrative Office	1995	No	n/a

Record	Organization	Address	Facility Name	Facility Type	Date Acquired	Condition Assessment Needed	Agency Condition Rating
68	NGCA	111 Gilmer Street, Ellijay, Georgia 30540	Gilmer County Senior Building	Administrative Office	2000	No	n/a
69	NGCA	121 Newtown Street, Calhoun, Georgia 30701	Gordon County Social Service Building	Administrative Office	2012	No	n/a
70	NGCA	820 G. I. Maddox Parkway, Chatsworth, Georgia 30705	Murray County Senior Center Building	Administrative Office	1993	No	n/a
71	NGCA	250 West Church Street, Jasper, Georgia 30143	North Georgia Community Action, Inc.	Administrative Office	197	No	n/a
72	NGCA	1344 Talking Rock Rd, Jasper, Georgia 30143	North Georgia Community Action, Inc. (Main Office)	Administrative Office	1989	No	n/a
73	Paulding	54 Industrial Way N, Dallas, Georgia 30132	Paulding Senior Center	Administrative Office	1996	No	n/a
74	Paulding	95 Industrial Way N, Dallas, Georgia 30132	Fleet Maintenance	Maintenance Facility (Service and Inspection)	1991	No	n/a
75	Walker	91 Industrial Drive, Chickamauga, Georgia 30707	Transit Office	Administrative Office	2014	Yes	2.06
76	Walker	91 Industrial Drive, Chickamauga, Georgia 30707	Walker County Road Dept	Maintenance Facility	2004	No	n/a
77	Whitfield	1560 Gillespie Drive, Dalton, Georgia 30721	Transit Office	Administrative Office	2009	No	n/a
78	Whitfield	170 Gillespie Drive, Dalton, Georgia 30721	Whitfield Maintenance Shop	Maintenance Facility	2021	No	n/a
79	Athens-Clarke	325 Pound Street, Athens, Georgia 30601	Maintenance Facility	Maintenance Facility	1977	Yes	3.7
80	Athens-Clarke	775 East Broad Street, Athens, Georgia 30601	Multimodal Transportation Center	Passenger Facility	2006	Yes	4.79
81	Albany	712 Flint Ave., Albany, Georgia 31701	Administration Building	Administrative Office	1974	Yes	3.71
82	Albany	712 Flint Ave., Albany, Georgia 31701	Storage Facilities & CNG Station	Maintenance Facility	1974	Yes	3.82
83	Albany	712 Flint Ave., Albany, Georgia 31701	Vehicle Fueling Facility	Vehicle Fueling Facility	1999	Yes	4.15
84	Albany	712 Flint Ave., Albany, Georgia 31701	Utility Storage	Maintenance Facility	2001	Yes	3.38
85	Albany	712 Flint Ave., Albany, Georgia 31701	Bus Parking Structure	Parking Facility	2003	No	n/a
86	Albany	300 W Oglethorpe Blvd., Albany, Georgia 31701	Bus Transfer Center	Passenger Facility	2022	No	n/a
87	Rome	168 North Avenue, Rome, Georgia 30161	City of Rome Transit Department	Administrative Office	1987	Yes	4.87
88	Rome	168 North Avenue, Rome, Georgia 30161	City of Rome Transit Department	Maintenance Facility	1992	Yes	4.57
89	Rome	168 North Avenue, Rome, Georgia 30161	City of Rome Transit Department	Maintenance Facility	2011	Yes	4.9
90	Rome	216 East 1st Street, Rome, Georgia 30161	Bus Transfer Center	Passenger Facility	1987	Yes	3.72

Record	Organization	Address	Facility Name	Facility Type	Date Acquired	Condition Assessment Needed	Agency Condition Rating
91	Gainesville-Hall	687 Main Street SW, Gainesville, Georgia 30501	Hall Area Transit	Administrative Office	2007	Yes	3.85
92	Gainesville-Hall	263 Alta Vista Rd, Gainesville,	Alta Vista Building	Maintenance Facility	1952	No	n/a
93	Hinesville	613 Elma G Miles Pkwy, Hinesville, Georgia 31313	Public Works	Maintenance Facility	2011	No	n/a
94	Macon-Bibb	2737 Broadway & 2761 Broadway, Macon, Georgia 31206	Maintenance Facility	Maintenance Facility	2014	1	4.23
95	Macon-Bibb	200 Cherry Street, Macon, Georgia 31201	Terminal Station Building	Passenger Facility	2014	1	3.92
96	Macon-Bibb	615 Fifth Street, Macon, Georgia 31201	Parking Area	Parking Facility	2014	0	n/a
97	METRA	814 Linwood Blvd, Columbus, Georgia 31901	Bus Transfer Center	Passenger Facility	1997	1	3.91
98	METRA	814 Linwood Blvd, Columbus, Georgia 31901	Administrative Office / Sales Office	Administrative Office / Sales Office	1971	1	3.06
99	METRA	814 Linwood Blvd, Columbus, Georgia 31901	Maintenance Facility (Service and Inspection)	Maintenance Facility	1971	1	4.06
100	METRA	814 Linwood Blvd, Columbus, Georgia 31901	Maintenance Facility (Service and Inspection)	Maintenance Facility	1971	1	2.74

Appendix C Proposed Investment Project List

C.1 Rural (5311) Investments

Table C.1 Rural (5311) Capital Investment Amounts, 2023-2026

Agency/Asset Category	2023	2024	2025	2026	Total
Rolling Stock					
CRC					
CU – Cutaway Bus	$-	$-	$-	$1,802,359	$1,802,359
Columbia					
CU – Cutaway Bus	$-	$-	$-	$790,326	$790,326
Coweta					
CU – Cutaway Bus	$-	$-	$-	$346,236	$346,236
Crawford					
CU – Cutaway Bus	$-	$-	$-	$169,801	$169,801
Crisp					
CU – Cutaway Bus	$-	$-	$-	$343,301	$343,301
Dade					
CU – Cutaway Bus	$-	$-	$-	$152,207	$152,207
Dawson					
CU – Cutaway Bus	$-	$-	$-	$236,527	$236,527
Dodge					
CU – Cutaway Bus	$-	$-	$-	$163,862	$163,862
Dooly					
CU – Cutaway Bus	$-	$-	$-	$168,805	$168,805
Elbert					
CU – Cutaway Bus	$-	$-	$-	$179,849	$179,849
Forsyth					
CU – Cutaway Bus	$-	$-	$-	$460,190	$460,190
Glascock					
CU – Cutaway Bus	$-	$-	$-	$163,862	$163,862
Greene					
CU – Cutaway Bus	$-	$-	$-	$286,277	$286,277
Habersham					
CU – Cutaway Bus	$-	$-	$-	$54,485	$54,485
Hancock					
CU – Cutaway Bus	$-	$-	$-	$246,941	$246,941
Haralson					
CU – Cutaway Bus	$-	$-	$-	$165,612	$165,612
Hart					
CU – Cutaway Bus	$-	$-	$-	$58,835	$58,835
Jackson					
CU – Cutaway Bus	$-	$-	$-	$260,134	$260,134

Agency/Asset Category	2023	2024	2025	2026	Total
Jefferson					
CU – Cutaway Bus	$-	$-	$365,465	$73,599	$439,064
Jenkins					
CU – Cutaway Bus	$-	$-	$83,425	$-	$83,425
Jones					
CU – Cutaway Bus	$-	$-	$237,580	$-	$237,580
Lincoln					
CU – Cutaway Bus	$-	$-	$239,302	$-	$239,302
LCRTA					
CU – Cutaway Bus	$-	$-	$1,042,338	$-	$1,042,338
Lumpkin					
CU – Cutaway Bus	$-	$-	$52,898	$-	$52,898
Macon County					
CU – Cutaway Bus	$-	$-	$244,542	$-	$244,542
McDuffie					
CU – Cutaway Bus	$-	$-	$330,934	$-	$330,934
Morgan					
CU – Cutaway Bus	$-	$-	$405,501	$-	$405,501
Paulding					
CU – Cutaway Bus	$-	$79,040	$401,431	$-	$480,471
Peach					
CU – Cutaway Bus	$-	$-	$253,214	$-	$253,214
Pulaski					
CU – Cutaway Bus	$-	$-	$89,245	$-	$89,245
Putnam					
CU – Cutaway Bus	$-	$-	$231,663	$-	$231,663
Rabun					
CU – Cutaway Bus	$-	$-	$168,020	$-	$168,020
SGRC					
CU – Cutaway Bus	$-	$14,371	$1,087,057	$-	$1,101,428
SWGRC					
CU – Cutaway Bus	$-	$3,029,012	$787,855	$-	$3,816,867
Bartow					
CU – Cutaway Bus	$-	$291,361	$280,476	$60,349	$632,187
Chattooga					
CU – Cutaway Bus	$-	$230,729	$-	$-	$230,729
Talbot					
CU – Cutaway Bus	$-	$246,928	$-	$-	$246,928
Taliaferro					
CU – Cutaway Bus	$76,156	$71,025	$-	$-	$147,181
NGCA					
CU – Cutaway Bus	$157,339	$1,304,041	$-	$-	$1,461,380
Taylor					

Agency/Asset Category	2023	2024	2025	2026	Total
CU – Cutaway Bus	$216,924	$-	$-	$-	$216,924
Thomas					
CU – Cutaway Bus	$1,248,977	$-	$-	$-	$1,248,977
Three Rivers					
CU – Cutaway Bus	$1,523,870	$311,224	$-	$77,160	$1,912,254
Whitfield					
CU – Cutaway Bus	$497,270	$-	$-	$-	$497,270
Telfair					
CU – Cutaway Bus	$107,825	$-	$-	$-	$107,825
Towns					
CU – Cutaway Bus	$53,873	$-	$-	$-	$53,873
Troup					
CU – Cutaway Bus	$265,716	$103,008	$-	$-	$368,724
Twiggs					
CU – Cutaway Bus	$152,403	$-	$-	$-	$152,403
Union					
CU – Cutaway Bus	$132,232	$-	$-	$-	$132,232
Walker					
CU – Cutaway Bus	$293,576	$211,995	$-	$210,238	$715,809
Wayne					
CU – Cutaway Bus	$547,660	$-	$-	$-	$547,660
Wheeler					
CU – Cutaway Bus	$66,228	$-	$-	$-	$66,228
Wilcox					
CU – Cutaway Bus	$-	$151,246	$-	$-	$151,246
Wilkes					
CU – Cutaway Bus	$228,925	$-	$-	$-	$228,925
Wilkinson					
CU – Cutaway Bus	$229,292	$-	$-	$-	$229,292
Equipment					
Troup					
AO - Automobile	$64,502	$-	$-	$-	$64,502
Warren					
AO - Automobile	$84,024	$83,674	$-	$-	$167,698
Totals	**$5,946,792**	**$6,127,654**	**$6,300,955**	**$6,470,967**	**$24,846,368**

Table C.2 Rural (5311) Investment in Number of Assets, 2023-2026

Agency/Asset Category	2023	2024	2025	2026	Total
Rolling Stock					
CRC					
CU – Cutaway Bus	0	0	0	21	21
Columbia					
CU – Cutaway Bus	0	0	0	10	10
Coweta					
CU – Cutaway Bus	0	0	0	6	6
Crawford					
CU – Cutaway Bus	0	0	0	3	3
Crisp					
CU – Cutaway Bus	0	0	0	4	4
Dade					
CU – Cutaway Bus	0	0	0	2	2
Dawson					
CU – Cutaway Bus	0	0	0	4	4
Dodge					
CU – Cutaway Bus	0	0	0	2	2
Dooly					
CU – Cutaway Bus	0	0	0	2	2
Elbert					
CU – Cutaway Bus	0	0	0	3	3
Forsyth					
CU – Cutaway Bus	0	0	0	9	9
Glascock					
CU – Cutaway Bus	0	0	0	2	2
Greene					
CU – Cutaway Bus	0	0	0	4	4
Habersham					
CU – Cutaway Bus	0	0	0	1	1
Hancock					
CU – Cutaway Bus	0	0	0	3	3
Haralson					
CU – Cutaway Bus	0	0	0	3	3
Hart					
CU – Cutaway Bus	0	0	0	1	1
Jackson					
CU – Cutaway Bus	0	0	0	5	5
Jefferson					
CU – Cutaway Bus	0	0	5	1	6
Jenkins					
CU – Cutaway Bus	0	0	1	0	1
Jones					

Agency/Asset Category	2023	2024	2025	2026	Total
CU – Cutaway Bus	0	0	3	0	3
Lincoln					
CU – Cutaway Bus	0	0	3	0	3
LCRTA					
CU – Cutaway Bus	0	0	13	0	13
Lumpkin					
CU – Cutaway Bus	0	0	1	0	1
Macon County					
CU – Cutaway Bus	0	0	3	0	3
McDuffie					
CU – Cutaway Bus	0	0	4	0	4
Morgan					
CU – Cutaway Bus	0	0	6	0	6
Paulding					
CU – Cutaway Bus	0	1	5	0	6
Peach					
CU – Cutaway Bus	0	0	3	0	3
Pulaski					
CU – Cutaway Bus	0	0	1	0	1
Putnam					
CU – Cutaway Bus	0	0	3	0	3
Rabun					
CU – Cutaway Bus	0	0	3	0	3
SGRC					
CU – Cutaway Bus	0	1	34	0	35
SWGRC					
CU – Cutaway Bus	0	53	14	0	67
Bartow					
CU – Cutaway Bus	0	5	5	1	11
Chattooga					
CU – Cutaway Bus	0	4	0	0	4
Talbot					
CU – Cutaway Bus	0	4	0	0	4
Taliaferro					
CU – Cutaway Bus	1	1	0	0	2
NGCA					
CU – Cutaway Bus	3	22	0	0	25
Taylor					
CU – Cutaway Bus	4	0	0	0	4
Thomas					
CU – Cutaway Bus	16	0	0	0	16
Three Rivers					
CU – Cutaway Bus	19	4	0	1	24

Agency/Asset Category	2023	2024	2025	2026	Total
Whitfield					
CU – Cutaway Bus	8	0	0	0	8
Telfair					
CU – Cutaway Bus	2	0	0	0	2
Towns					
CU – Cutaway Bus	1	0	0	0	1
Troup					
CU – Cutaway Bus	5	2	0	0	7
Twiggs					
CU – Cutaway Bus	2	0	0	0	2
Union					
CU – Cutaway Bus	2	0	0	0	2
Walker					
CU – Cutaway Bus	4	3	0	3	10
Wayne					
CU – Cutaway Bus	10	0	0	0	10
Wheeler					
CU – Cutaway Bus	1	0	0	0	1
Wilcox					
CU – Cutaway Bus	0	2	0	0	2
Wilkes					
CU – Cutaway Bus	3	0	0	0	3
Wilkinson					
CU – Cutaway Bus	3	0	0	0	3
Equipment					
Troup					
AO - Automobile	1	0	0	0	1
Warren					
AO - Automobile	1	1	0	0	2
Totals	**86**	**103**	**107**	**91**	**387**

C.2 Small Urban (5307) Investments

Table C.3 Small Urban (5307) Capital Investment Amounts, 2023-2026

Agency/Asset Category	2023	2024	2025	2026	Total
Rolling Stock					
Albany					
CU - Cutaway Bus	$-	$-	$1,203,765	$-	$1,203,765
Gainesville-Hall					
CU - Cutaway Bus	$-	$-	$162,930	$-	$162,930
Rome					
BU - Bus	$14,324	$2,094,848	$1,327,979	$1,080,034	$4,517,185
CU - Cutaway Bus	$-	$390,856	$552,342	$87,021	$1,030,220
Macon-Bibb					
BU - Bus	$-	$2,721,681	$-	$4,578,787	$7,300,468
CU - Cutaway Bus	$-	$3,437,253	$1,550,805	$-	$4,988,058
Athens-Clarke					
BU - Bus	$-	$886,578	$3,414,474	$-	$4,301,052
CU - Cutaway Bus	$-	$611,512	$-	$-	$611,512
Hinesville					
BU - Bus	$-	$230,602	$-	$-	$230,602
CU - Cutaway Bus	$501,869	$-	$-	$523,850	$1,025,719
Equipment					
Albany					
AO – Automobile	$142,845	$-	$-	$-	$142,845
Trucks & Other Rubber Tire Vehicles	$22,741	$-	$-	$34,232	$56,973
MIS/IT/Network Systems	$314,910	$-	$-	$-	$314,910
Gainesville-Hall					
AO – Automobile	$40,187	$-	$-	$-	$40,187
Trucks & Other Rubber Tire Vehicles	$37,993	$-	$-	$-	$37,993
Rome					
Maintenance	$295,177	$-	$-	$-	$295,177
MIS/IT/Network Systems	$559,989	$-	$-	$-	$559,989
AO – Automobile	$140,680	$-	$-	$49,984	$190,664
Trucks & Other Rubber Tire Vehicles	$170,497	$-	$-	$31,955	$202,453
Macon-Bibb					
MIS/IT/Network Systems	$1,988,634	$70,418	$-	$-	$2,059,052
AO – Automobile	$96,104	$-	$44,623	$-	$140,727
Trucks & Other Rubber Tire Vehicles	$165,865	$-	$-	$-	$165,865
Revenue Collection	$550,878	$154,389	$-	$-	$705,267
Safety and Security	$330,294	$-	$-	$-	$330,294
Athens-Clarke					
Shop Equipment	$-	$-	$118,711	$-	$118,711

Agency/Asset Category	2023	2024	2025	2026	Total
Maintenance	$4,081,330	$-	$1,187,110	$-	$5,268,441
AO – Automobile	$70,241	$-	$149,473	$195,234	$414,948
Trucks & Other Rubber Tire Vehicles	$196,898	$-	$83,711	$-	$280,609
Special Vehicle	$273,794	$-	$-	$-	$273,794
Building Components	$602,781	$2,599	$2,677	$2,757	$610,814
Totals	**$10,598,033**	**$10,600,738**	**$9,798,601**	**$6,583,856**	**$37,581,227**

Table C.4 Small Urban (5307) Investment in Number of Assets, 2023-2026

Agency/Asset Category	2023	2024	2025	2026	Total
Rolling Stock					
Albany					
CU - Cutaway Bus	0	0	6	0	6
Gainesville-Hall					
CU - Cutaway Bus	0	0	2	0	2
Rome					
BU - Bus	1	10	6	5	22
CU - Cutaway Bus	0	4	5	1	10
Macon-Bibb					
BU - Bus	0	2	0	4	6
CU - Cutaway Bus	0	9	2	0	11
Athens-Clarke					
BU - Bus	0	1	4	0	5
CU - Cutaway Bus	0	5	0	0	5
Hinesville					
BU - Bus	0	1	0	0	1
CU - Cutaway Bus	3	0	0	3	6
Equipment					
Albany					
AO – Automobile	4	0	0	0	4
Trucks & Other Rubber Tire Vehicles	1	0	0	1	2
MIS/IT/Network Systems	2	0	0	0	2
Gainesville-Hall					
AO – Automobile	1	0	0	0	1
Trucks & Other Rubber Tire Vehicles	1	0	0	0	1
Rome					
Maintenance	2	0	0	0	2
MIS/IT/Network Systems	2	0	0	0	2
AO – Automobile	4	0	0	1	5
Trucks & Other Rubber Tire Vehicles	4	0	0	1	5
Macon-Bibb					

Agency/Asset Category	2023	2024	2025	2026	Total
MIS/IT/Network Systems	2	1	0	0	3
AO – Automobile	2	0	1	0	3
Trucks & Other Rubber Tire Vehicles	3	0	0	0	3
Revenue Collection	1	1	0	0	2
Safety and Security	1	0	0	0	1
Athens-Clarke					
Shop Equipment	0	0	1	0	1
Maintenance	1	0	1	0	2
AO – Automobile	1	0	2	3	6
Trucks & Other Rubber Tire Vehicles	2	0	1	0	3
Special Vehicle	1	0	0	0	1
Building Components	1	0	0	0	1
Totals	**40**	**34**	**31**	**19**	**124**

C.3 Large Urban (5307) Investments

Table C.5 Large Urban (5307) Capital Investment Amounts, 2023-2026

Agency/Asset Category	2023	2024	2025	2026	Total
Rolling Stock					
Augusta					
BU - Bus	$-	$3,343,883	$3,081,693	$-	$6,425,577
CU - Cutaway Bus	$-	$1,487,849	$-	$-	$1,487,849
METRA					
BU - Bus	$6,350,723.42	$879,402	$3,028,878	$4,666,994	$14,925,998
CU - Cutaway Bus	$-	$747,257	$287,791	$868,309	$1,903,356
Equipment					
Augusta					
AO - Automobile	$32,187.46	$-	$-	$-	$32,187.46
Trucks & Other Rubber Tire Vehicles	$133,720.75	$91,163.78	$-	$-	$224,884.53
METRA					
AO - Automobile	$237,925.73	$19,725.05	$-	$241,938.99	$499,589.76
Trucks & Other Rubber Tire Vehicles	$97,425.58	$-	$-	$-	$97,425.58
Totals	**$6,851,982**	**$6,569,279**	**$6,398,361**	**$5,777,241**	**$25,596,866**

Table C.6 Small Urban (5307) Investment in Number of Assets, 2023-2026

Agency/Asset Category	2023	2024	2025	2026	Total
Rolling Stock					
Augusta					
BU - Bus	0	6	5	0	11
CU - Cutaway Bus	0	15	0	0	15
METRA					
BU - Bus	8	1	4	4	17
CU - Cutaway Bus	0	5	2	5	12
Equipment					
Augusta					
AO - Automobile	1	0	0	0	1
Trucks & Other Rubber Tire Vehicles	4	1	0	0	5
METRA					
AO - Automobile	8	1	0	3	12
Trucks & Other Rubber Tire Vehicles	3	0	0	0	3
Totals	**24**	**29**	**11**	**12**	**76**