GHMPO

Flowery Branch

REPORT

Gainesville-Hall Metropolitan Planning Organization

Flowery Branch Speed and Sign Inventory Study

ARCHITECTURE
ENGINEERING
PLANNING
CPLteam.com

June 30th, 2019

ARCHITECTURE
ENGINEERING
PLANNING
CPLteam.com

June 28, 2019

Mr. Joseph B. Boyd, Transportation Planning Director
Gainesville – Hall Metropolitan Planning Organization
2875 Browns Bridge Rd
Gainesville, GA. 30504

VIA EMAIL

RE: City of Flowery Branch
Sign inventory and Speed Study

Dear Mr. Boyd:

CPL is pleased to provide this report on the Flowery Branch Sign Inventory and Speed Study.

Summary of Results

CPL completed an inventory of all the regulatory and warning signs within the Flowery Branch City limits, as well as a speed study of four city roads (Gainesville street, Church Street, Lights Ferry Road, and East Main Street). The City has a total of 1,604 signs. The breakdown of those signs is as follows:

Sign Type	% of signs	Number of Signs
Regulatory Signs	53%	851 Signs
Guide Signs	30%	488 Signs
Warning Signs	14%	227 Signs
Private Signs	0.87%	14 Signs
School Signs	0.56%	9 Signs
Informational Signs	0.56%	9 Signs
Other Signs	0.31%	5 Signs
Recreational Signs	0.06%	1 Sign

Appendix 1 contains a map with all the signs grouped into seven geographic areas.

3011 Sutton Gate Dr.
Suite 130
Suw anee, GA 30024
770.831.9000 TEL
CPLTeam.com

Speed Study Results and Recommendation

CPL conducted a traffic study on Gainesville Street, Church Street, East Main Street, and Lights Ferry Rd, the results of which are presented below. Data summaries are shown in appendix 10.

Gainesville Street:

On Gainesville Street, we set up tube counters across each traffic lane (one tube per lane). Our tube counter was set out for one full day on May 29, 2019. It recorded 1,226 vehicles traveling Westbound from 12:00 AM to 11:59 PM. The 85th Percentile speed of vehicles traveling Westbound on Gainesville street was 45.9 MPH. The tube counter also recorded 952 vehicles traveling Eastbound on May 29th, 2019 from 12:00 AM to 11:59 PM. The 85th Percentile speed of vehicles traveling Eastbound on Gainesville Street was 44 MPH. The posted speed limit is 35 MPH. Based on this analysis, it is our recommendation that the posted speed limit be raised to 45 MPH.

Church Street:

On Church Street, we set up tube counters across each lane of traffic (one tube per lane). Our tube counter was set out for one full day on June 20, 2019. It recorded 95 vehicles traveling Northbound from 12:00 AM to 11:59 PM. The 85th Percentile speed of vehicles traveling Northbound on Church Street was 29.1 MPH. The tube counter also recorded 203 vehicles traveling southbound on June 20, 2019 from 12:00 AM to 11:59 PM. The 85th Percentile speed of vehicles traveling southbound on Church Street was 27.5 MPH. The posted speed limit is 25 MPH. It is our recommendation that the posted speed remain unchanged. We also note that the Southbound 95th Percentile speed is 31.7 MPH and the Northbound 95th Percentile speed is 32.4 MPH and therefore don't believe speed enforcement would yield any benefit.

Lights Ferry Rd:

On Lights Ferry Rd, we set up tube counters across each lane of traffic (one tube per lane). Our tube counter was set out for one full day on June 4 and June 6, 2019. It recorded 2,185 vehicles traveling Northbound on June 4, 2019 from 12:00 AM to 11:59 PM. The 85th Percentile speed of vehicles traveling Northbound on Lights Ferry Rd was 49.5 MPH. The tube counter also recorded 2,002 vehicles traveling Southbound on June 6, 2019 from 12:00 AM to 11:59 PM. The 85th Percentile speed of vehicles traveling Southbound on Lights Ferry Rd was 52.3 MPH. We recommend that the posted speed limit remain unchanged.

East Main Street:

On East Main Street we set up tube counters across each lane of traffic (one tube counter per lane). Our tube counter was set out for one full day on June 12, 2019. It recorded 87 vehicles traveling Eastbound on June 12, 2019 from 12:00 AM to 11:59 PM. The 85th Percentile speed of vehicles traveling Eastbound on East Main Street was 35.7 MPH. The tube counter also recorded 81 vehicles traveling Westbound on June 12, 2019 from 12:00 AM to 11:59 PM. The 85th Percentile speed of vehicles traveling Westbound on East Main

Street was 41.8 MPH. The posted speed limit is 35 MPH. Based on this analysis, we recommend that the posted speed limit remain unchanged.

Sign Inventory Results and Seven Year Replacement Plan

The results of the sign inventory showed the following about sign condition:

Sign Condition	% of signs	Number of Signs
Good Condition	82%	1322 Signs
Fair Condition	14%	223 Signs
Poor Condition/In Need of Immediate Replacement	4%	59 Signs

The City requested that we create a Seven Year replacement plan for signs within the City limits. The first signs we recommend replacing are those in Poor condition/In need of immediate replacement. The signs that are in Poor condition/In Need of Immediate Replacement are noted on the map in Appendix 2. After these signs are replaced, the city should replace signs based on geographic area. Appendix 3 through 9 include a map which shows the signs, broken down into each geographic area.

We appreciate the opportunity to serve GHMPO and the City of Flowery Branch on this project and hope to continue our relationship on future projects. Please call us with any questions.

Sincerely,

CPL ARCHITECTURE ENGINEERING & PLANNING

Rich Edinger, P.E.
Vice President

Appendices 1 - 10

cc: Rich Atkinson, Flowery Branch Planning and Community Development Director

Appendix 1

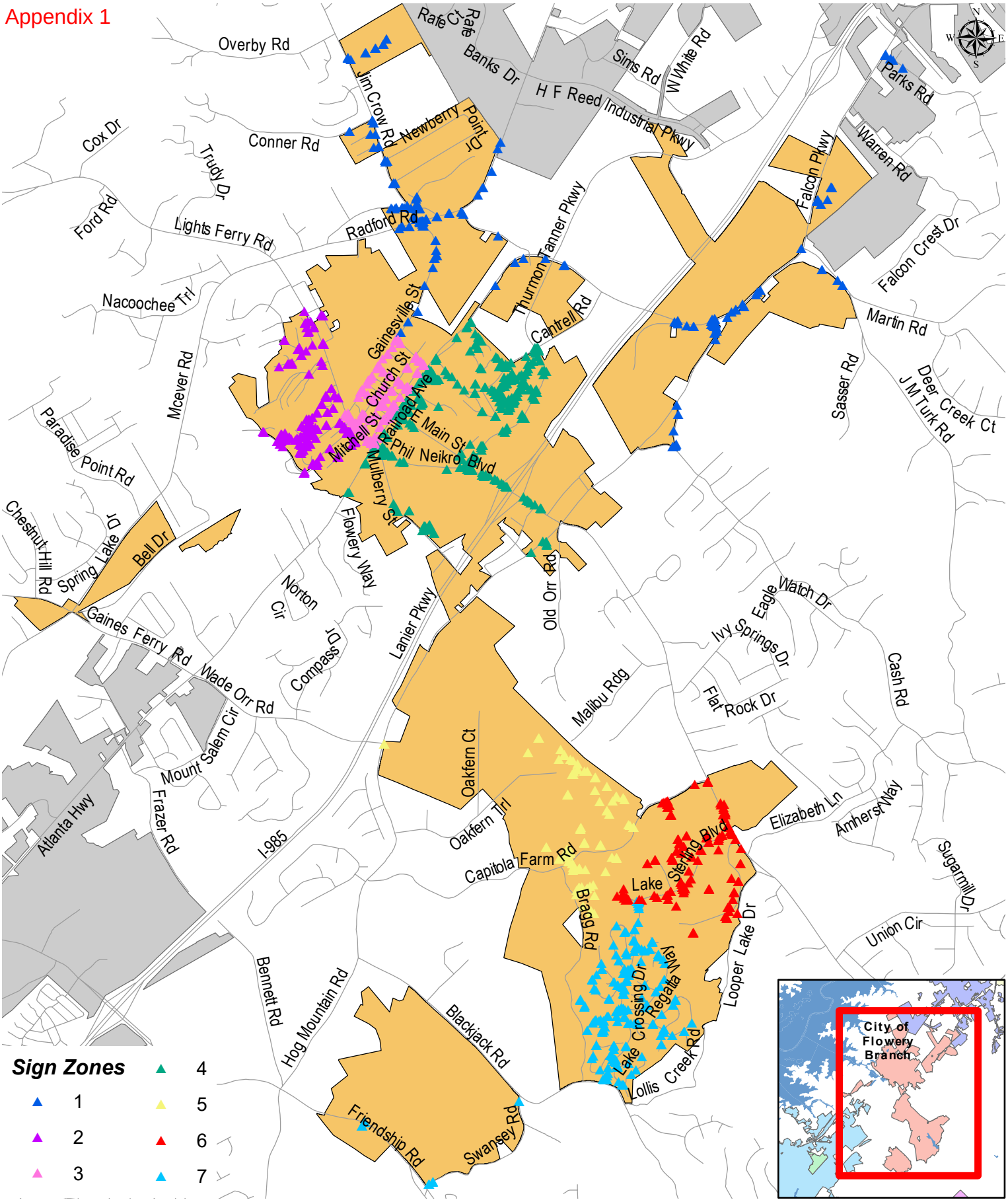

Sign Zones

- 1
- 2
- 3
- 4
- 5
- 6
- 7

S:\Projects\Flowery Branch\Signs & Speed\F Gen Engineering\GIS Maps\GIS Files\FB All signs.mxd

ARCHITECTURE
ENGINEERING
PLANNING
CPLteam.com

3011 Sutton Gate Drive
Suite 130
Suwanee, GA 30024
770-831-9000
www.clarkpatterson.com

DATE:	06/25/19
DRAWN:	JWS
CHECKED:	RJE
SCALE:	1:41,500
PROJ. #:	15184.00

Sign Inventory

City of Flowery Branch

Hall County, Georgia

Appendix 2

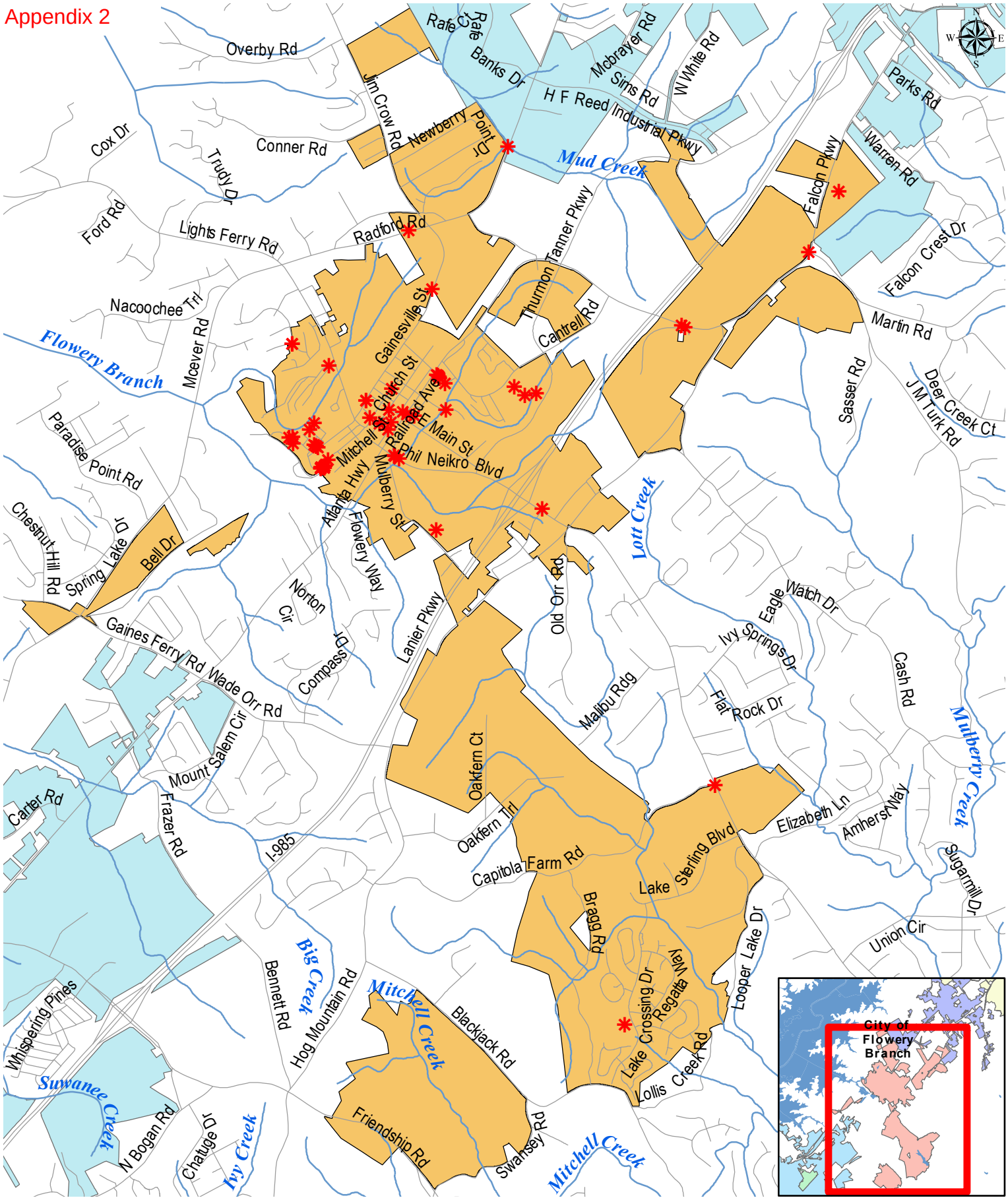

ARCHITECTURE
ENGINEERING
PLANNING
CPLteam.com

3011 Sutton Gate Drive
Suite 130
Suwanee, GA 30024
770-831-9000
www.clarkpatterson.com

DATE:	06/25/19
DRAWN:	JWS
CHECKED:	RJE
SCALE:	1:41,500
PROJ. #:	15184.00

Poor/Need Immediate replacement

City of Flowery Branch

Hall County, Georgia

S:\Projects\Flowery Branch\Signs & Speed\F Gen Engineering\GIS Maps\GIS Files\FB Poor & Needs immediate replacement signs.mxd

Appendix 3

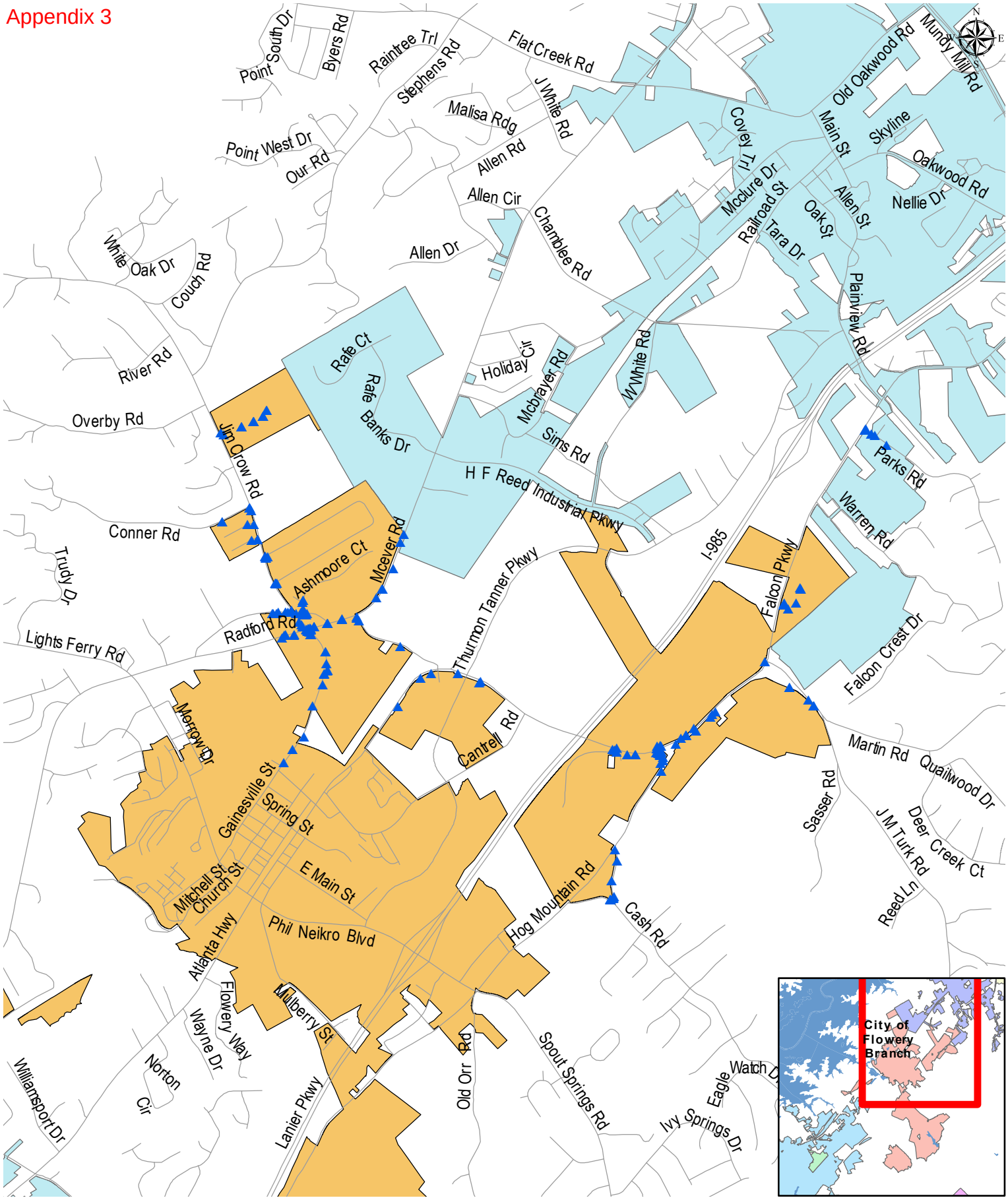

ARCHITECTURE
ENGINEERING
PLANNING
CPLteam.com

3011 Sutton Gate Drive
Suite 130
Suwanee, GA 30024
770-831-9000
www.clarkpatterson.com

DATE:	06/25/19
DRAWN:	JWS
CHECKED:	RJE
SCALE:	1:34,542
PROJ. #:	15184.00

Zone 1 Sign Inventory

City of Flowery Branch

Hall County, Georgia

S:\Projects\Flowery Branch\Signs & Speed\F Gen Engineering\GIS Maps\GIS Files\FB zone 1 signs.mxd

Appendix 4

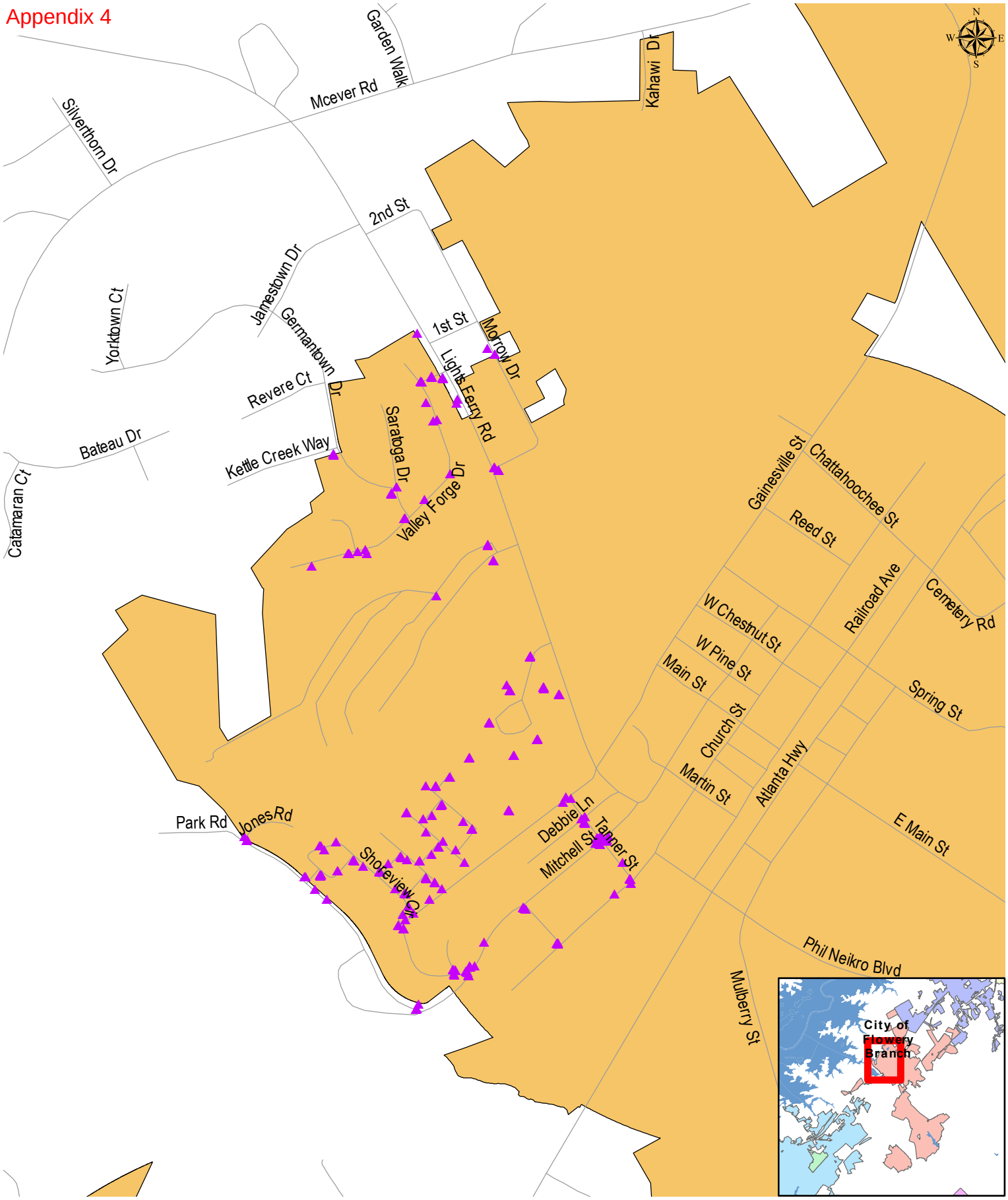

ARCHITECTURE
ENGINEERING
PLANNING
CPLteam.com

3011 Sutton Gate Drive
Suite 130
Suwanee, GA 30024
770-831-9000
www.clarkpatterson.com

DATE:	06/25/19
DRAWN:	JWS
CHECKED:	RJE
SCALE:	1:9,918
PROJ. #:	15184.00

Zone 2 Sign Inventory

City of Flowery Branch

all County, Georgia

S:\Projects\Flowery Branch\Signs & Speed\F Gen Engineering\GIS Maps\GIS Files\FB zone 2 signs.mxd

Appendix 5

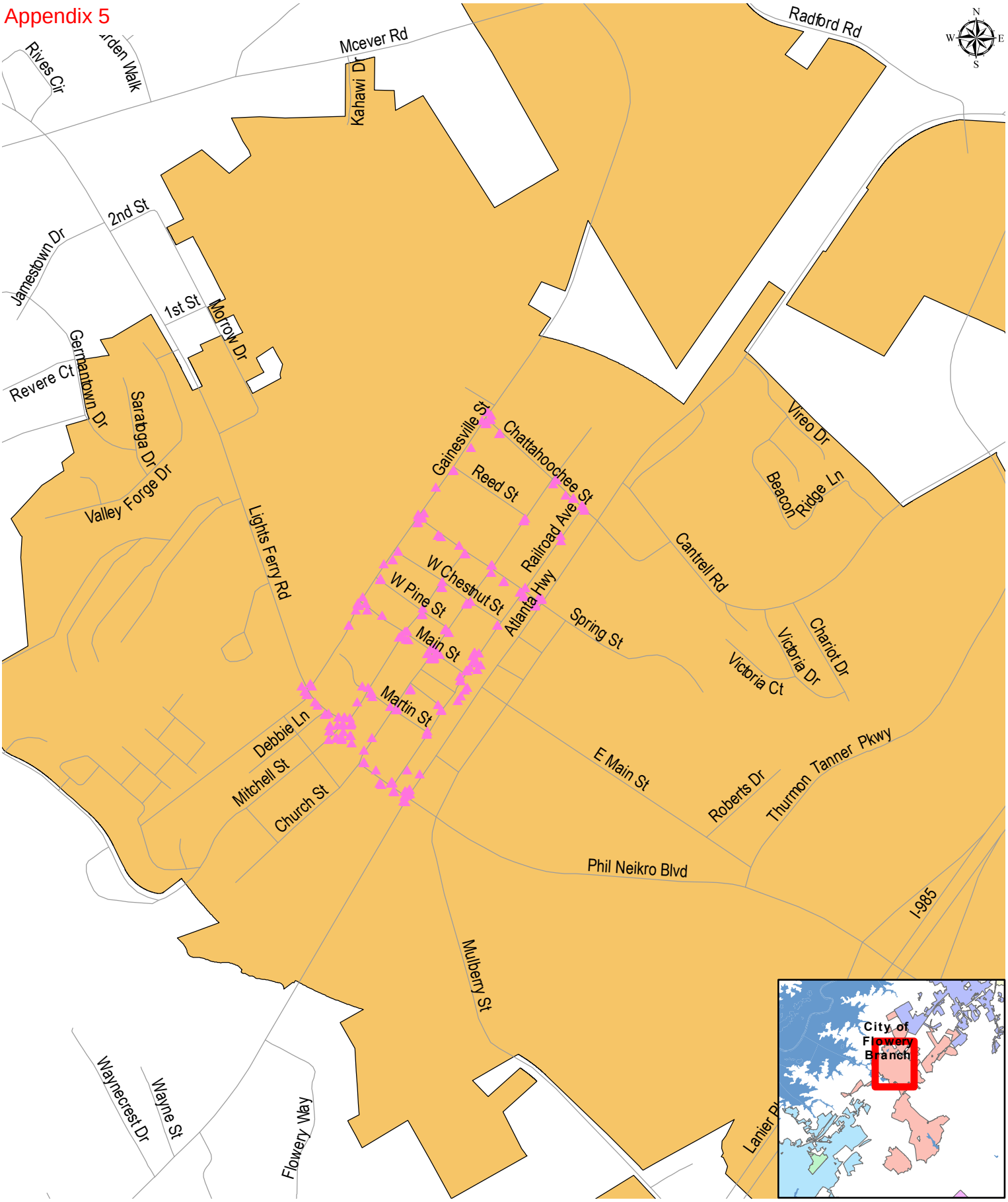

ARCHITECTURE
ENGINEERING
PLANNING
CPLteam.com

3011 Sutton Gate Drive
Suite 130
Suwanee, GA 30024
770-831-9000
www.clarkpatterson.com

DATE:	06/25/19
DRAWN:	JWS
CHECKED:	RJE
SCALE:	1:11,534
PROJ. #:	15184.00

Zone 3 Sign Inventory

CIty of Flowery Branch

Hall County, Georgia

S:\Projects\Flowery Branch\Signs & Speed\F Gen Engineering\GIS Maps\GIS Files\FB zone 3 signs.mxd

Appendix 6

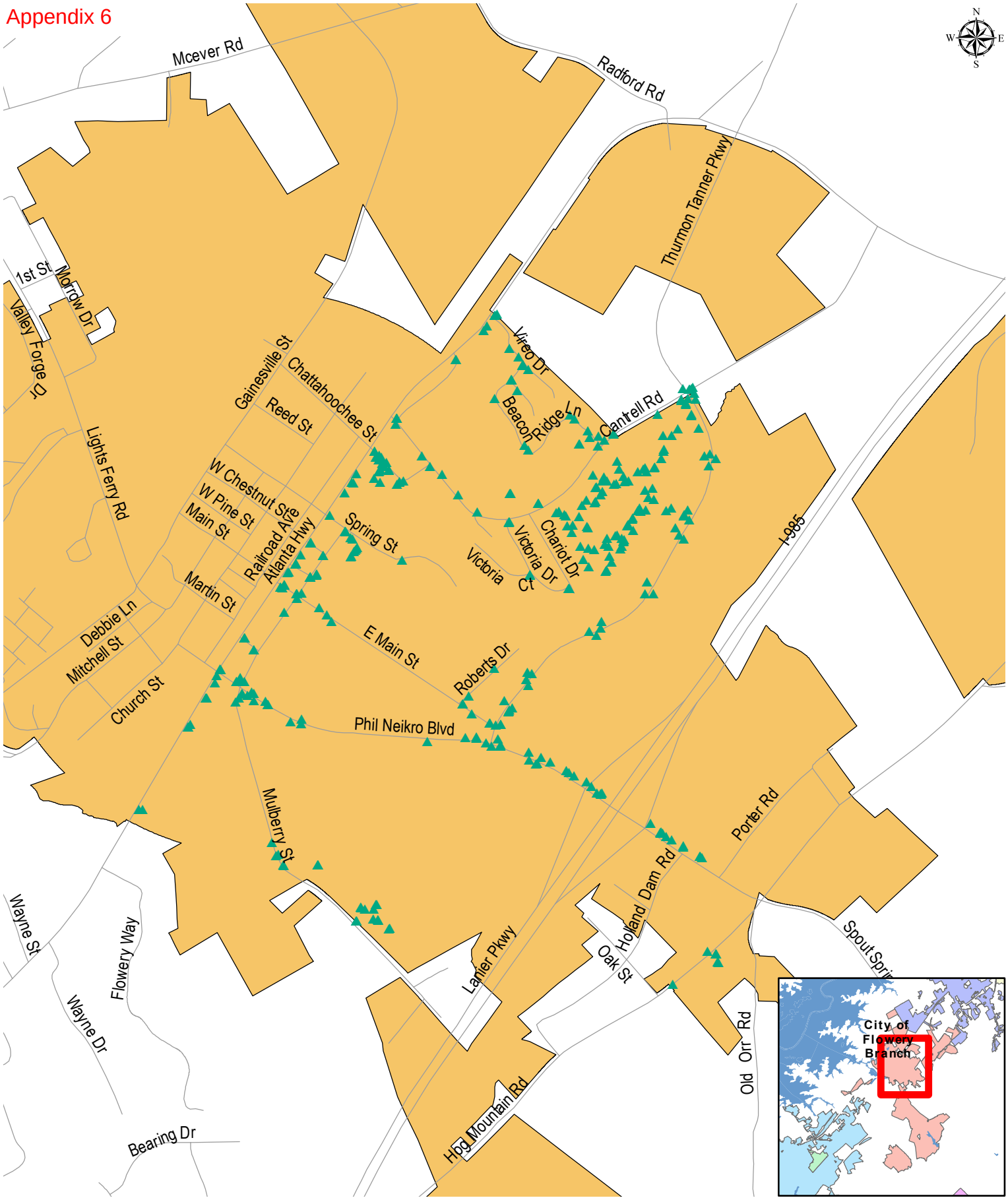

ARCHITECTURE
ENGINEERING
PLANNING
CPLteam.com

3011 Sutton Gate Drive
Suite 130
Suwanee, GA 30024
770-831-9000
www.clarkpatterson.com

DATE:	06/25/19
DRAWN:	JWS
CHECKED:	RJE
SCALE:	1:14,232
PROJ. #:	15184.00

Zone 4 Sign Inventory

City of Flowery Branch

Hall County, Georgia

S:\Projects\Flowery Branch\Signs & Speed\F Gen Engineering\GIS Maps\GIS Files\FB zone 4 signs.mxd

Appendix 7

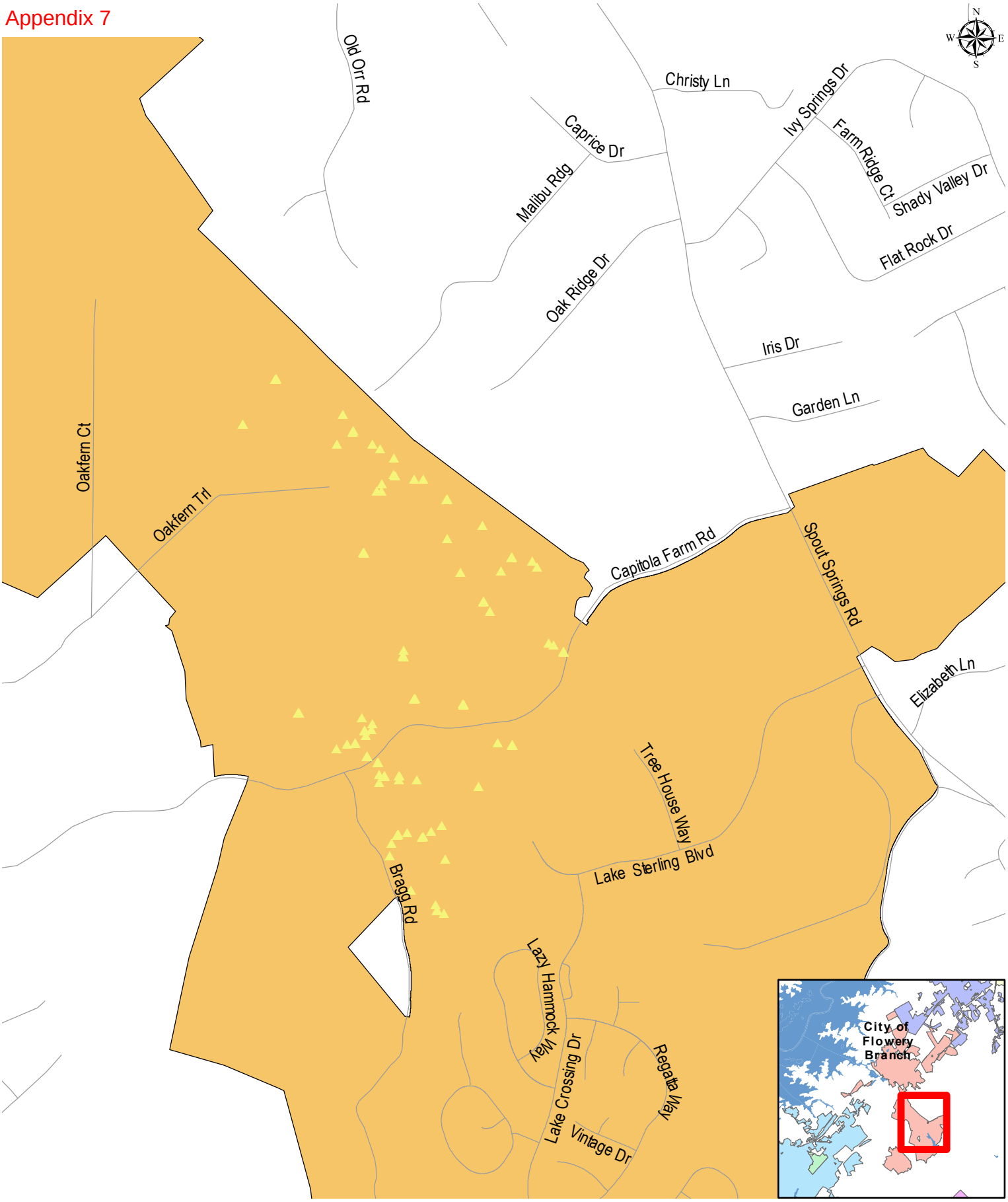

ARCHITECTURE
ENGINEERING
PLANNING
CPLteam.com

3011 Sutton Gate Drive
Suite 130
Suwanee, GA 30024
770-831-9000
www.clarkpatterson.com

DATE:	06/25/19
DRAWN:	JWS
CHECKED:	RJE
SCALE:	1:13,645
PROJ. #:	15184.00

Zone 5 Sign Inventory

City of Flowery Branch

Hall County, Georgia

S:\Projects\Flowery Branch\Signs & Speed\F Gen Engineering\GIS Maps\GIS Files\FB zone 5 signs.mxd

Appendix 8

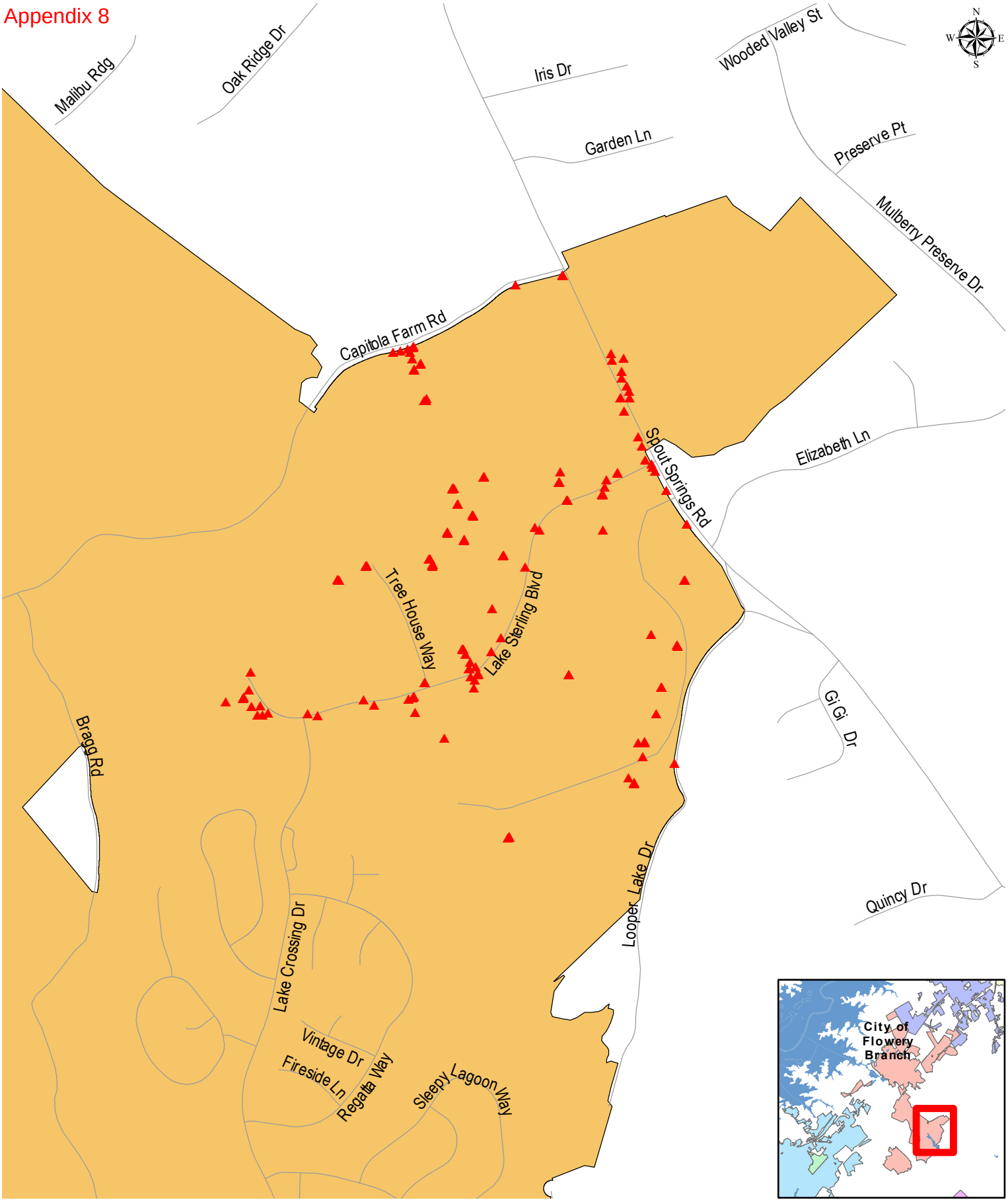

ARCHITECTURE
ENGINEERING
PLANNING
CPLteam.com

3011 Sutton Gate Drive
Suite 130
Suwanee, GA 30024
770-831-9000
www.clarkpatterson.com

DATE:	06/25/19
DRAWN:	JWS
CHECKED:	RJE
SCALE:	1:11,410
PROJ. #:	15184.00

Zone 6 Sign Inventory

City of Flowery Branch

Hall County, Georgia

S:\Projects\Flowery Branch\Signs & Speed\F Gen Engineering\GIS Maps\GIS Files\FB zone 6 signs.mxd

Appendix 9

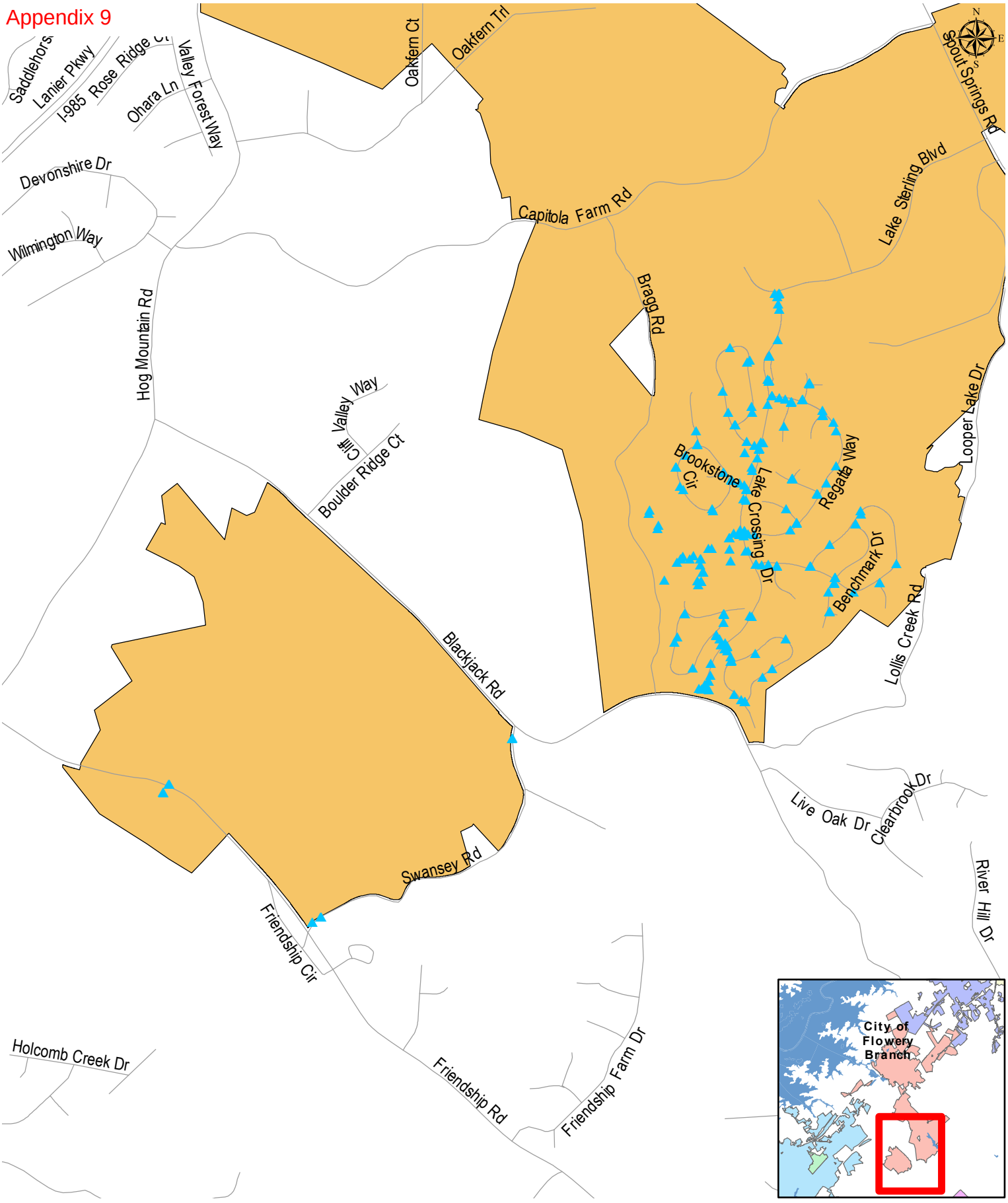

ARCHITECTURE
ENGINEERING
PLANNING
CPLteam.com

3011 Sutton Gate Drive
Suite 130
Suwanee, GA 30024
770-831-9000
www.clarkpatterson.com

DATE:	06/25/19
DRAWN:	JWS
CHECKED:	RJE
SCALE:	1:18,655
PROJ. #:	15184.00

Zone 7 Sign Inventory

City of Flowery Branch

Hall County, Georgia

S:\Projects\Flowery Branch\Signs & Speed\F Gen Engineering\GIS Maps\GIS Files\FB zone 7 signs.mxd

Daily Northbound Speeds (MPH)

Study Date: Thursday, 06/20/2019
Unit ID: CPL Unit 2
Location: Church Street

Posted Speed: 25

	5-14	15-19	20-24	25-29	30-34	35-39	40-44	45-49	50-54	55-59	60-64	65-69	70-74	75-79	80-99	Total
00:00 - 00:59	0	0	0	0	0	0	0	0	0	0	0	0	0	0	0	**0**
01:00 - 01:59	0	0	0	0	0	0	0	0	0	0	0	0	0	0	0	**0**
02:00 - 02:59	0	0	0	0	0	0	0	0	0	0	0	0	0	0	0	**0**
03:00 - 03:59	0	0	0	0	0	0	0	0	0	0	0	0	0	0	0	**0**
04:00 - 04:59	0	0	0	0	0	0	0	0	0	0	0	0	0	0	0	**0**
05:00 - 05:59	0	0	0	0	0	0	0	0	0	0	0	0	0	0	0	**0**
06:00 - 06:59	0	0	0	0	0	0	0	0	0	0	0	0	0	0	0	**0**
07:00 - 07:59	0	0	0	0	0	0	0	0	0	0	0	0	0	0	0	**0**
08:00 - 08:59	0	0	0	0	0	0	0	0	0	0	0	0	0	0	0	**0**
09:00 - 09:59	0	0	0	0	0	0	0	0	0	0	0	0	0	0	0	**0**
10:00 - 10:59	0	0	0	0	0	0	0	0	0	0	0	0	0	0	0	**0**
11:00 - 11:59	0	1	3	0	0	0	0	0	0	0	0	0	0	0	0	**4**
12:00 - 12:59	1	2	7	1	0	0	0	0	0	0	0	0	0	0	0	**11**
13:00 - 13:59	2	3	3	4	1	0	0	0	0	0	0	0	0	0	0	**13**
14:00 - 14:59	0	2	4	4	0	0	0	0	0	0	0	0	0	0	0	**10**
15:00 - 15:59	1	3	2	2	2	0	0	0	0	0	0	0	0	0	0	**10**
16:00 - 16:59	2	1	3	2	0	0	0	0	0	0	0	0	0	0	0	**8**
17:00 - 17:59	0	5	3	6	2	0	0	0	0	0	0	0	0	0	0	**16**
18:00 - 18:59	0	0	2	0	1	0	0	0	0	0	0	0	0	0	0	**3**
19:00 - 19:59	0	1	1	2	3	0	0	0	0	0	0	0	0	0	0	**7**
20:00 - 20:59	0	0	4	1	1	0	0	0	0	0	0	0	0	0	0	**6**
21:00 - 21:59	0	0	1	4	0	0	0	0	0	0	0	0	0	0	0	**5**
22:00 - 22:59	0	0	0	0	0	0	0	0	0	0	0	0	0	0	0	**0**
23:00 - 23:59	0	0	1	1	0	0	0	0	0	0	0	0	0	0	0	**2**
Totals	**6**	**18**	**34**	**27**	**10**	**0**	**0**	**0**	**0**	**0**	**0**	**0**	**0**	**0**	**0**	**95**
Percent of Total	**6.3**	**18.9**	**35.8**	**28.4**	**10.5**	**0.0**	**0.0**	**0.0**	**0.0**	**0.0**	**0.0**	**0.0**	**0.0**	**0.0**	**0.0**	**100**
Percent of AM	**0.0**	**25.0**	**75.0**	**0.0**	**0.0**	**0.0**	**0.0**	**0.0**	**0.0**	**0.0**	**0.0**	**0.0**	**0.0**	**0.0**	**0.0**	**100**
Percent of PM	**6.6**	**18.7**	**34.1**	**29.7**	**11.0**	**0.0**	**0.0**	**0.0**	**0.0**	**0.0**	**0.0**	**0.0**	**0.0**	**0.0**	**0.0**	**100**

Standard Deviation: 5.8 MPH
Mean Speed: 23.2 MPH
Median Speed: 23.4 MPH
Modal Speed: 22.5 MPH

Ten Mile Pace: 20 to 29 MPH
Percent in Ten Mile Pace: 64.2%

85th Percentile: 29.1 MPH
15th Percentile: 17.2 MPH
90th Percentile: 30.0 MPH
95th Percentile: 32.4 MPH

Daily Southbound Speeds (MPH)

Study Date: Thursday, 06/20/2019
Unit ID: CPL Unit 2
Location: Church Street

Posted Speed: 25

	5-14	15-19	20-24	25-29	30-34	35-39	40-44	45-49	50-54	55-59	60-64	65-69	70-74	75-79	80-99	Total
00:00 - 00:59	0	0	0	0	0	0	0	0	0	0	0	0	0	0	0	**0**
01:00 - 01:59	0	0	0	0	0	0	0	0	0	0	0	0	0	0	0	**0**
02:00 - 02:59	0	0	0	0	0	0	0	0	0	0	0	0	0	0	0	**0**
03:00 - 03:59	0	0	0	0	0	0	0	0	0	0	0	0	0	0	0	**0**
04:00 - 04:59	0	0	0	0	0	0	0	0	0	0	0	0	0	0	0	**0**
05:00 - 05:59	0	0	0	0	0	0	0	0	0	0	0	0	0	0	0	**0**
06:00 - 06:59	0	0	0	0	0	0	0	0	0	0	0	0	0	0	0	**0**
07:00 - 07:59	0	0	0	0	0	0	0	0	0	0	0	0	0	0	0	**0**
08:00 - 08:59	0	0	0	0	0	0	0	0	0	0	0	0	0	0	0	**0**
09:00 - 09:59	0	0	0	0	0	0	0	0	0	0	0	0	0	0	0	**0**
10:00 - 10:59	0	0	0	0	0	0	0	0	0	0	0	0	0	0	0	**0**
11:00 - 11:59	1	0	1	1	0	0	0	0	0	0	0	0	0	0	0	**3**
12:00 - 12:59	1	4	3	2	1	0	0	0	0	0	0	0	0	0	0	**11**
13:00 - 13:59	4	7	6	1	0	1	0	0	0	0	0	0	0	0	0	**19**
14:00 - 14:59	4	10	7	5	0	0	0	0	0	0	0	0	0	0	0	**26**
15:00 - 15:59	3	10	11	6	1	0	0	0	0	0	0	0	0	0	0	**31**
16:00 - 16:59	5	7	11	1	2	1	0	0	0	0	0	0	0	0	0	**27**
17:00 - 17:59	0	6	6	6	2	0	0	0	0	0	0	0	0	0	0	**20**
18:00 - 18:59	7	5	7	1	0	0	0	0	0	0	0	0	0	0	0	**20**
19:00 - 19:59	4	6	3	5	2	0	0	0	0	0	0	0	0	0	0	**20**
20:00 - 20:59	3	1	3	3	1	0	0	0	0	0	0	0	0	0	0	**11**
21:00 - 21:59	0	2	3	1	0	0	0	0	0	0	0	0	0	0	0	**6**
22:00 - 22:59	0	0	2	0	1	0	0	0	0	0	0	0	0	0	0	**3**
23:00 - 23:59	0	0	3	0	3	0	0	0	0	0	0	0	0	0	0	**6**
Totals	**32**	**58**	**66**	**32**	**13**	**2**	**0**	**0**	**0**	**0**	**0**	**0**	**0**	**0**	**0**	**203**
Percent of Total	**15.8**	**28.6**	**32.5**	**15.8**	**6.4**	**1.0**	**0.0**	**0.0**	**0.0**	**0.0**	**0.0**	**0.0**	**0.0**	**0.0**	**0.0**	**100**
Percent of AM	**33.3**	**0.0**	**33.3**	**33.3**	**0.0**	**0.0**	**0.0**	**0.0**	**0.0**	**0.0**	**0.0**	**0.0**	**0.0**	**0.0**	**0.0**	**100**
Percent of PM	**15.5**	**29.0**	**32.5**	**15.5**	**6.5**	**1.0**	**0.0**	**0.0**	**0.0**	**0.0**	**0.0**	**0.0**	**0.0**	**0.0**	**0.0**	**100**

Standard Deviation: 6.6 MPH
Mean Speed: 20.7 MPH
Median Speed: 20.8 MPH
Modal Speed: 22.5 MPH

Ten Mile Pace: 15 to 24 MPH
Percent in Ten Mile Pace: 61.1%

85th Percentile: 27.5 MPH
15th Percentile: 14.4 MPH
90th Percentile: 29.1 MPH
95th Percentile: 31.7 MPH

Daily Total Speeds (MPH)

Study Date: Thursday, 06/20/2019
Unit ID: CPL Unit 2
Location: Church Street

Posted Speed: 25

	5-14	15-19	20-24	25-29	30-34	35-39	40-44	45-49	50-54	55-59	60-64	65-69	70-74	75-79	80-99	Total
00:00 - 00:59	0	0	0	0	0	0	0	0	0	0	0	0	0	0	0	**0**
01:00 - 01:59	0	0	0	0	0	0	0	0	0	0	0	0	0	0	0	**0**
02:00 - 02:59	0	0	0	0	0	0	0	0	0	0	0	0	0	0	0	**0**
03:00 - 03:59	0	0	0	0	0	0	0	0	0	0	0	0	0	0	0	**0**
04:00 - 04:59	0	0	0	0	0	0	0	0	0	0	0	0	0	0	0	**0**
05:00 - 05:59	0	0	0	0	0	0	0	0	0	0	0	0	0	0	0	**0**
06:00 - 06:59	0	0	0	0	0	0	0	0	0	0	0	0	0	0	0	**0**
07:00 - 07:59	0	0	0	0	0	0	0	0	0	0	0	0	0	0	0	**0**
08:00 - 08:59	0	0	0	0	0	0	0	0	0	0	0	0	0	0	0	**0**
09:00 - 09:59	0	0	0	0	0	0	0	0	0	0	0	0	0	0	0	**0**
10:00 - 10:59	0	0	0	0	0	0	0	0	0	0	0	0	0	0	0	**0**
11:00 - 11:59	1	1	4	1	0	0	0	0	0	0	0	0	0	0	0	**7**
12:00 - 12:59	2	6	10	3	1	0	0	0	0	0	0	0	0	0	0	**22**
13:00 - 13:59	6	10	9	5	1	1	0	0	0	0	0	0	0	0	0	**32**
14:00 - 14:59	4	12	11	9	0	0	0	0	0	0	0	0	0	0	0	**36**
15:00 - 15:59	4	13	13	8	3	0	0	0	0	0	0	0	0	0	0	**41**
16:00 - 16:59	7	8	14	3	2	1	0	0	0	0	0	0	0	0	0	**35**
17:00 - 17:59	0	11	9	12	4	0	0	0	0	0	0	0	0	0	0	**36**
18:00 - 18:59	7	5	9	1	1	0	0	0	0	0	0	0	0	0	0	**23**
19:00 - 19:59	4	7	4	7	5	0	0	0	0	0	0	0	0	0	0	**27**
20:00 - 20:59	3	1	7	4	2	0	0	0	0	0	0	0	0	0	0	**17**
21:00 - 21:59	0	2	4	5	0	0	0	0	0	0	0	0	0	0	0	**11**
22:00 - 22:59	0	0	2	0	1	0	0	0	0	0	0	0	0	0	0	**3**
23:00 - 23:59	0	0	4	1	3	0	0	0	0	0	0	0	0	0	0	**8**
Totals	**38**	**76**	**100**	**59**	**23**	**2**	**0**	**0**	**0**	**0**	**0**	**0**	**0**	**0**	**0**	**298**
Percent of Total	**12.8**	**25.5**	**33.6**	**19.8**	**7.7**	**0.7**	**0.0**	**0.0**	**0.0**	**0.0**	**0.0**	**0.0**	**0.0**	**0.0**	**0.0**	**100**
Percent of AM	**14.3**	**14.3**	**57.1**	**14.3**	**0.0**	**0.0**	**0.0**	**0.0**	**0.0**	**0.0**	**0.0**	**0.0**	**0.0**	**0.0**	**0.0**	**100**
Percent of PM	**12.7**	**25.8**	**33.0**	**19.9**	**7.9**	**0.7**	**0.0**	**0.0**	**0.0**	**0.0**	**0.0**	**0.0**	**0.0**	**0.0**	**0.0**	**100**

Standard Deviation: 6.5 MPH
Mean Speed: 21.5 MPH
Median Speed: 21.7 MPH
Modal Speed: 22.5 MPH

Ten Mile Pace: 15 to 24 MPH
Percent in Ten Mile Pace: 59.1%

85th Percentile: 28.3 MPH
15th Percentile: 15.4 MPH
90th Percentile: 29.6 MPH
95th Percentile: 32.1 MPH

Daily Eastbound Speeds (MPH)

Study Date: Wednesday, 06/12/2019
Unit ID: CPL Unit 1
Location: East Main Street

Posted Speed: 40

	5-14	15-19	20-24	25-29	30-34	35-39	40-44	45-49	50-54	55-59	60-64	65-69	70-74	75-79	80-99	Total
00:00 - 00:59	0	0	0	0	0	0	0	0	0	0	0	0	0	0	0	**0**
01:00 - 01:59	0	0	0	0	0	0	0	0	0	0	0	0	0	0	0	**0**
02:00 - 02:59	0	0	0	0	0	0	0	0	0	0	0	0	0	0	0	**0**
03:00 - 03:59	0	0	0	0	0	0	0	0	0	0	0	0	0	0	0	**0**
04:00 - 04:59	0	0	0	0	0	0	0	0	0	0	0	0	0	0	0	**0**
05:00 - 05:59	0	0	0	0	0	0	0	0	0	0	0	0	0	0	0	**0**
06:00 - 06:59	0	0	0	0	0	1	0	0	0	0	0	0	0	0	0	**1**
07:00 - 07:59	0	1	0	2	1	0	0	0	0	0	0	0	0	0	0	**4**
08:00 - 08:59	0	0	2	0	1	3	0	0	0	0	0	0	0	0	0	**6**
09:00 - 09:59	0	0	2	2	2	0	0	0	0	0	0	0	0	0	0	**6**
10:00 - 10:59	0	0	2	4	3	0	0	0	0	0	0	0	0	0	0	**9**
11:00 - 11:59	0	1	2	1	2	1	1	0	0	0	0	0	0	0	0	**8**
12:00 - 12:59	0	0	1	2	5	2	2	0	0	0	0	0	0	0	0	**12**
13:00 - 13:59	0	2	2	1	3	0	0	0	0	0	0	0	0	0	0	**8**
14:00 - 14:59	0	1	2	2	4	1	0	0	0	0	0	0	0	0	0	**10**
15:00 - 15:59	0	0	0	1	2	0	0	0	1	0	0	0	0	0	0	**4**
16:00 - 16:59	0	0	1	0	0	0	0	0	0	0	0	0	0	0	0	**1**
17:00 - 17:59	0	0	1	2	0	2	0	0	0	0	0	0	0	0	0	**5**
18:00 - 18:59	0	0	2	1	3	0	0	0	0	0	0	0	0	0	0	**6**
19:00 - 19:59	0	0	1	0	0	1	0	0	0	0	0	0	0	0	0	**2**
20:00 - 20:59	0	0	1	0	1	0	0	0	0	0	0	0	0	0	0	**2**
21:00 - 21:59	0	0	0	1	2	0	0	0	0	0	0	0	0	0	0	**3**
22:00 - 22:59	0	0	0	0	0	0	0	0	0	0	0	0	0	0	0	**0**
23:00 - 23:59	0	0	0	0	0	0	0	0	0	0	0	0	0	0	0	**0**
Totals	**0**	**5**	**19**	**19**	**29**	**11**	**3**	**0**	**1**	**0**	**0**	**0**	**0**	**0**	**0**	**87**
Percent of Total	**0.0**	**5.7**	**21.8**	**21.8**	**33.3**	**12.6**	**3.4**	**0.0**	**1.1**	**0.0**	**0.0**	**0.0**	**0.0**	**0.0**	**0.0**	**100**
Percent of AM	**0.0**	**5.9**	**23.5**	**26.5**	**26.5**	**14.7**	**2.9**	**0.0**	**0.0**	**0.0**	**0.0**	**0.0**	**0.0**	**0.0**	**0.0**	**100**
Percent of PM	**0.0**	**5.7**	**20.8**	**18.9**	**37.7**	**11.3**	**3.8**	**0.0**	**1.9**	**0.0**	**0.0**	**0.0**	**0.0**	**0.0**	**0.0**	**100**

Standard Deviation: 6.7 MPH
Mean Speed: 29.5 MPH
Median Speed: 30.0 MPH
Modal Speed: 32.5 MPH

Ten Mile Pace: 25 to 34 MPH
Percent in Ten Mile Pace: 55.2%

85th Percentile: 35.7 MPH
15th Percentile: 22.0 MPH
90th Percentile: 37.6 MPH
95th Percentile: 39.6 MPH

Daily Westbound Speeds (MPH)

Study Date: Wednesday, 06/12/2019
Unit ID: CPL Unit 2
Location: East Main Street

Posted Speed: 40

	5-14	15-19	20-24	25-29	30-34	35-39	40-44	45-49	50-54	55-59	60-64	65-69	70-74	75-79	80-99	Total
00:00 - 00:59	0	0	0	0	0	0	0	0	0	0	0	0	0	0	0	**0**
01:00 - 01:59	0	0	0	0	0	0	0	0	0	0	0	0	0	0	0	**0**
02:00 - 02:59	0	0	0	0	0	0	0	0	0	0	0	0	0	0	0	**0**
03:00 - 03:59	0	0	0	0	0	0	0	0	0	0	0	0	0	0	0	**0**
04:00 - 04:59	0	0	0	0	0	0	1	0	0	0	0	0	0	0	0	**1**
05:00 - 05:59	0	0	0	0	0	0	0	0	0	0	0	0	0	0	0	**0**
06:00 - 06:59	0	0	0	0	0	0	0	0	0	0	0	0	0	0	0	**0**
07:00 - 07:59	0	0	0	2	1	2	0	0	0	0	0	0	0	0	0	**5**
08:00 - 08:59	0	0	1	2	1	2	2	0	0	0	0	0	0	0	0	**8**
09:00 - 09:59	0	0	0	0	0	1	0	0	0	0	0	0	0	0	0	**1**
10:00 - 10:59	0	0	0	1	2	1	0	1	0	0	0	0	0	0	0	**5**
11:00 - 11:59	1	0	0	6	2	4	2	1	0	0	0	0	0	0	0	**16**
12:00 - 12:59	0	0	0	0	1	2	1	0	0	0	0	0	0	0	0	**4**
13:00 - 13:59	0	0	1	0	3	2	0	0	0	0	0	0	0	0	0	**6**
14:00 - 14:59	0	0	3	1	1	2	3	0	0	0	0	0	0	0	0	**10**
15:00 - 15:59	0	0	0	0	2	3	0	1	0	0	0	0	0	0	0	**6**
16:00 - 16:59	0	1	2	0	0	0	1	0	0	0	0	0	0	0	0	**4**
17:00 - 17:59	0	0	0	1	1	3	2	1	0	0	0	0	0	0	0	**8**
18:00 - 18:59	0	0	1	0	0	1	0	1	0	0	0	0	0	0	0	**3**
19:00 - 19:59	0	0	0	0	1	0	0	0	0	0	0	0	0	0	0	**1**
20:00 - 20:59	0	0	0	0	0	2	0	0	0	0	0	0	0	0	0	**2**
21:00 - 21:59	0	0	0	0	0	0	0	0	0	0	0	0	0	0	0	**0**
22:00 - 22:59	0	0	0	1	0	0	0	0	0	0	0	0	0	0	0	**1**
23:00 - 23:59	0	0	0	0	0	0	0	0	0	0	0	0	0	0	0	**0**
Totals	**1**	**1**	**8**	**14**	**15**	**25**	**12**	**5**	**0**	**0**	**0**	**0**	**0**	**0**	**0**	**81**
Percent of Total	**1.2**	**1.2**	**9.9**	**17.3**	**18.5**	**30.9**	**14.8**	**6.2**	**0.0**	**0.0**	**0.0**	**0.0**	**0.0**	**0.0**	**0.0**	**100**
Percent of AM	**2.8**	**0.0**	**2.8**	**30.6**	**16.7**	**27.8**	**13.9**	**5.6**	**0.0**	**0.0**	**0.0**	**0.0**	**0.0**	**0.0**	**0.0**	**100**
Percent of PM	**0.0**	**2.2**	**15.6**	**6.7**	**20.0**	**33.3**	**15.6**	**6.7**	**0.0**	**0.0**	**0.0**	**0.0**	**0.0**	**0.0**	**0.0**	**100**

Standard Deviation: 7.7 MPH
Mean Speed: 34.1 MPH
Median Speed: 35.2 MPH
Modal Speed: 37.5 MPH

Ten Mile Pace: 30 to 39 MPH
Percent in Ten Mile Pace: 49.4%

85th Percentile: 41.8 MPH
15th Percentile: 25.6 MPH
90th Percentile: 43.5 MPH
95th Percentile: 45.5 MPH

Daily Eastbound Speeds (MPH)

Study Date: Wednesday, 05/29/2019
Unit ID: CPL Unit 2
Location: Gainesville Street

Posted Speed: 35

	5-14	15-19	20-24	25-29	30-34	35-39	40-44	45-49	50-54	55-59	60-64	65-69	70-74	75-79	80-99	Total
00:00 - 00:59	0	0	0	0	0	0	0	0	0	0	0	0	0	0	0	**0**
01:00 - 01:59	0	1	0	0	0	1	1	0	0	0	0	0	0	0	0	**3**
02:00 - 02:59	0	0	0	0	1	0	1	0	0	0	0	0	0	0	0	**2**
03:00 - 03:59	0	0	0	1	0	0	0	0	0	0	0	0	0	0	0	**1**
04:00 - 04:59	0	0	0	0	0	0	0	1	0	0	0	0	0	0	0	**1**
05:00 - 05:59	0	0	0	0	0	1	4	0	0	0	0	0	0	0	0	**5**
06:00 - 06:59	0	0	0	0	9	10	7	2	0	0	0	0	0	0	0	**28**
07:00 - 07:59	0	0	0	1	7	19	10	4	0	0	0	0	0	0	0	**41**
08:00 - 08:59	0	0	1	0	6	10	13	3	0	0	0	0	0	0	0	**33**
09:00 - 09:59	0	1	0	5	13	14	11	1	1	0	0	0	0	0	0	**46**
10:00 - 10:59	0	0	2	1	9	11	10	5	1	0	0	0	0	0	0	**39**
11:00 - 11:59	0	0	0	4	8	29	19	4	1	0	0	0	0	0	0	**65**
12:00 - 12:59	0	2	0	3	7	24	14	10	0	0	0	0	0	0	0	**60**
13:00 - 13:59	0	0	0	1	14	19	19	7	0	0	0	0	0	0	0	**60**
14:00 - 14:59	0	0	0	1	8	28	16	7	0	0	0	0	0	0	0	**60**
15:00 - 15:59	0	0	1	2	11	34	19	2	0	0	0	0	0	0	0	**69**
16:00 - 16:59	0	0	0	2	17	26	37	13	0	0	0	0	0	0	0	**95**
17:00 - 17:59	0	0	0	2	13	35	32	5	2	0	0	0	0	0	0	**89**
18:00 - 18:59	0	0	0	0	19	29	24	6	1	0	0	0	0	0	0	**79**
19:00 - 19:59	0	0	2	7	11	23	14	9	0	0	0	0	0	0	0	**66**
20:00 - 20:59	0	0	0	3	16	17	10	3	0	0	0	0	0	0	0	**49**
21:00 - 21:59	0	0	0	0	13	18	8	0	0	0	0	0	0	0	0	**39**
22:00 - 22:59	0	0	0	1	3	8	1	1	0	0	0	0	0	0	0	**14**
23:00 - 23:59	0	0	0	0	3	3	1	0	1	0	0	0	0	0	0	**8**
Totals	**0**	**4**	**6**	**34**	**188**	**359**	**271**	**83**	**7**	**0**	**0**	**0**	**0**	**0**	**0**	**952**
Percent of Total	**0.0**	**0.4**	**0.6**	**3.6**	**19.7**	**37.7**	**28.5**	**8.7**	**0.7**	**0.0**	**0.0**	**0.0**	**0.0**	**0.0**	**0.0**	**100**
Percent of AM	**0.0**	**0.8**	**1.1**	**4.5**	**20.1**	**36.0**	**28.8**	**7.6**	**1.1**	**0.0**	**0.0**	**0.0**	**0.0**	**0.0**	**0.0**	**100**
Percent of PM	**0.0**	**0.3**	**0.4**	**3.2**	**19.6**	**38.4**	**28.3**	**9.2**	**0.6**	**0.0**	**0.0**	**0.0**	**0.0**	**0.0**	**0.0**	**100**

Standard Deviation: 5.5 MPH
Mean Speed: 38.4 MPH
Median Speed: 38.4 MPH
Modal Speed: 37.5 MPH

Ten Mile Pace: 35 to 44 MPH
Percent in Ten Mile Pace: 66.2%

85th Percentile: 44.0 MPH
15th Percentile: 32.6 MPH
90th Percentile: 44.9 MPH
95th Percentile: 47.5 MPH

Daily Westbound Speeds (MPH)

Study Date: Wednesday, 05/29/2019
Unit ID: CPL Unit 1
Location: Gainesville Street

Posted Speed: 35

	5-14	15-19	20-24	25-29	30-34	35-39	40-44	45-49	50-54	55-59	60-64	65-69	70-74	75-79	80-99	Total
00:00 - 00:59	0	0	0	0	0	0	0	0	0	0	0	0	0	0	0	**0**
01:00 - 01:59	0	0	0	0	0	0	0	0	0	0	0	0	0	0	0	**0**
02:00 - 02:59	0	0	0	0	0	0	0	0	0	0	0	0	0	0	0	**0**
03:00 - 03:59	0	0	1	0	0	0	1	0	0	0	0	0	0	0	0	**2**
04:00 - 04:59	0	0	0	1	1	6	1	1	0	0	0	0	0	0	0	**10**
05:00 - 05:59	0	0	1	0	4	13	10	1	0	0	0	0	0	0	0	**29**
06:00 - 06:59	0	0	0	0	8	13	17	2	0	0	0	0	0	0	0	**40**
07:00 - 07:59	0	0	1	0	4	31	26	7	1	0	0	0	0	0	0	**70**
08:00 - 08:59	0	0	0	1	4	29	20	6	0	0	0	0	0	0	0	**60**
09:00 - 09:59	0	0	0	0	7	28	37	17	1	0	0	0	0	0	0	**90**
10:00 - 10:59	0	0	0	1	8	25	21	12	6	0	0	0	0	0	0	**73**
11:00 - 11:59	0	0	0	1	13	25	27	11	3	0	0	0	0	0	0	**80**
12:00 - 12:59	0	0	0	1	5	34	45	24	3	0	0	0	0	0	0	**112**
13:00 - 13:59	0	0	0	0	6	28	32	12	0	0	0	0	0	0	0	**78**
14:00 - 14:59	0	0	0	4	11	24	28	8	1	0	0	0	0	0	0	**76**
15:00 - 15:59	0	0	0	0	5	20	42	18	0	0	0	0	0	0	0	**85**
16:00 - 16:59	0	0	0	1	7	39	39	7	3	0	0	0	0	0	0	**96**
17:00 - 17:59	0	0	0	0	4	25	35	18	2	0	0	0	0	0	0	**84**
18:00 - 18:59	0	0	0	0	4	24	30	14	1	0	0	0	0	0	0	**73**
19:00 - 19:59	0	0	0	0	2	14	27	6	2	0	0	0	0	0	0	**51**
20:00 - 20:59	0	0	0	1	7	9	18	7	3	0	1	0	0	0	0	**46**
21:00 - 21:59	0	0	0	0	1	11	18	9	3	0	0	0	0	0	0	**42**
22:00 - 22:59	0	0	0	0	1	3	6	2	4	0	0	0	0	0	0	**16**
23:00 - 23:59	0	0	0	1	1	5	4	1	0	1	0	0	0	0	0	**13**
Totals	**0**	**0**	**3**	**12**	**103**	**406**	**484**	**183**	**33**	**1**	**1**	**0**	**0**	**0**	**0**	**1226**
Percent of Total	**0.0**	**0.0**	**0.2**	**1.0**	**8.4**	**33.1**	**39.5**	**14.9**	**2.7**	**0.1**	**0.1**	**0.0**	**0.0**	**0.0**	**0.0**	**100**
Percent of AM	**0.0**	**0.0**	**0.7**	**0.9**	**10.8**	**37.4**	**35.2**	**12.6**	**2.4**	**0.0**	**0.0**	**0.0**	**0.0**	**0.0**	**0.0**	**100**
Percent of PM	**0.0**	**0.0**	**0.0**	**1.0**	**7.0**	**30.6**	**42.0**	**16.3**	**2.8**	**0.1**	**0.1**	**0.0**	**0.0**	**0.0**	**0.0**	**100**

Standard Deviation: 5.1 MPH
Mean Speed: 40.8 MPH
Median Speed: 40.9 MPH
Modal Speed: 42.5 MPH

Ten Mile Pace: 35 to 44 MPH
Percent in Ten Mile Pace: 72.6%

85th Percentile: 45.9 MPH
15th Percentile: 35.8 MPH
90th Percentile: 47.6 MPH
95th Percentile: 49.3 MPH

Daily Northbound Speeds (MPH)

Study Date: Tuesday, 06/04/2019
Unit ID: CPL Unit 2
Location: Lights Ferry Rd

Posted Speed: 45

	5-14	15-19	20-24	25-29	30-34	35-39	40-44	45-49	50-54	55-59	60-64	65-69	70-74	75-79	80-99	Total
00:00 - 00:59	0	0	0	0	0	1	4	5	0	0	0	0	0	0	0	**10**
01:00 - 01:59	0	0	0	2	1	0	2	2	1	0	0	0	0	0	0	**8**
02:00 - 02:59	0	0	0	0	0	2	3	1	0	0	0	0	0	0	0	**6**
03:00 - 03:59	0	0	0	0	1	0	0	1	1	0	0	0	0	0	0	**3**
04:00 - 04:59	0	0	0	1	0	1	2	1	1	0	0	0	0	0	0	**6**
05:00 - 05:59	0	0	0	1	0	3	5	5	1	0	0	0	0	0	0	**15**
06:00 - 06:59	0	2	2	2	0	7	16	16	4	3	0	0	0	0	0	**52**
07:00 - 07:59	0	2	1	2	6	7	23	17	8	1	1	0	0	0	0	**68**
08:00 - 08:59	1	0	1	2	4	16	34	28	5	0	0	0	0	0	0	**91**
09:00 - 09:59	0	0	4	8	3	19	42	23	6	1	0	0	0	0	0	**106**
10:00 - 10:59	0	0	0	3	7	27	43	26	6	1	0	0	0	0	0	**113**
11:00 - 11:59	0	0	0	1	6	24	40	38	7	3	0	0	0	0	0	**119**
12:00 - 12:59	0	1	0	1	4	19	42	49	20	3	0	0	0	0	0	**139**
13:00 - 13:59	0	1	4	3	8	19	39	61	12	2	0	0	0	0	0	**149**
14:00 - 14:59	0	0	1	5	9	8	53	52	22	0	0	0	0	0	0	**150**
15:00 - 15:59	0	0	0	3	8	23	58	51	19	2	1	0	0	0	0	**165**
16:00 - 16:59	0	0	0	4	4	10	46	72	22	4	0	1	0	0	0	**163**
17:00 - 17:59	0	0	0	8	14	31	66	74	30	6	0	1	0	0	0	**230**
18:00 - 18:59	0	0	1	3	10	19	50	70	24	3	0	0	0	0	0	**180**
19:00 - 19:59	0	0	1	5	14	18	37	56	6	1	0	0	0	0	0	**138**
20:00 - 20:59	0	0	0	2	9	10	37	55	18	2	0	0	0	0	0	**133**
21:00 - 21:59	0	0	0	0	5	23	35	17	6	0	0	0	0	0	0	**86**
22:00 - 22:59	0	0	0	5	5	7	8	15	2	0	0	0	0	0	0	**42**
23:00 - 23:59	0	0	0	1	2	2	4	2	1	1	0	0	0	0	0	**13**
Totals	**1**	**6**	**15**	**62**	**120**	**296**	**689**	**737**	**222**	**33**	**2**	**2**	**0**	**0**	**0**	**2185**
Percent of Total	**0.0**	**0.3**	**0.7**	**2.8**	**5.5**	**13.5**	**31.5**	**33.7**	**10.2**	**1.5**	**0.1**	**0.1**	**0.0**	**0.0**	**0.0**	**100**
Percent of AM	**0.2**	**0.7**	**1.3**	**3.7**	**4.7**	**17.9**	**35.8**	**27.3**	**6.7**	**1.5**	**0.2**	**0.0**	**0.0**	**0.0**	**0.0**	**100**
Percent of PM	**0.0**	**0.1**	**0.4**	**2.5**	**5.8**	**11.9**	**29.9**	**36.1**	**11.5**	**1.5**	**0.1**	**0.1**	**0.0**	**0.0**	**0.0**	**100**

Standard Deviation: 6.6 MPH
Mean Speed: 43.6 MPH
Median Speed: 44.3 MPH
Modal Speed: 47.5 MPH

Ten Mile Pace: 40 to 49 MPH
Percent in Ten Mile Pace: 65.3%

85th Percentile: 49.5 MPH
15th Percentile: 37.1 MPH
90th Percentile: 50.9 MPH
95th Percentile: 53.4 MPH

Daily Northbound Speeds (MPH)

Study Date: Thursday, 06/06/2019
Unit ID: CPL Unit 1
Location: Lights Ferry Rd.

Posted Speed: 45

	5-14	15-19	20-24	25-29	30-34	35-39	40-44	45-49	50-54	55-59	60-64	65-69	70-74	75-79	80-99	Total
00:00 - 00:59	0	0	0	2	1	0	0	3	1	0	0	0	0	0	0	**7**
01:00 - 01:59	0	0	0	0	0	1	1	2	0	0	0	0	0	0	0	**4**
02:00 - 02:59	0	0	0	0	1	1	0	0	0	0	0	0	0	0	0	**2**
03:00 - 03:59	0	0	0	0	0	0	1	2	1	0	1	0	0	0	0	**5**
04:00 - 04:59	0	0	0	2	0	1	5	4	3	4	0	0	0	0	0	**19**
05:00 - 05:59	0	0	1	5	7	0	12	17	12	2	1	2	0	0	0	**59**
06:00 - 06:59	0	0	1	7	7	4	14	23	24	6	1	0	0	0	0	**87**
07:00 - 07:59	0	0	1	12	1	9	29	39	23	11	2	0	0	0	0	**127**
08:00 - 08:59	0	0	2	6	3	17	40	54	25	5	3	1	0	0	0	**156**
09:00 - 09:59	0	0	0	3	8	11	34	34	9	5	0	0	0	0	0	**104**
10:00 - 10:59	0	0	0	6	7	19	40	34	11	4	2	1	0	0	0	**124**
11:00 - 11:59	0	1	1	5	10	19	53	33	15	2	0	0	0	0	0	**139**
12:00 - 12:59	1	0	0	1	6	4	30	47	29	5	1	1	0	0	0	**125**
13:00 - 13:59	0	0	2	2	7	13	38	33	23	4	0	0	0	0	0	**122**
14:00 - 14:59	0	1	1	4	5	11	41	33	15	8	0	0	0	0	0	**119**
15:00 - 15:59	0	0	0	1	6	10	35	42	20	4	3	0	0	0	0	**121**
16:00 - 16:59	0	0	0	4	6	9	26	52	21	5	2	0	0	0	0	**125**
17:00 - 17:59	0	0	0	5	6	7	23	68	36	7	0	0	0	0	0	**152**
18:00 - 18:59	0	0	0	3	4	6	38	47	26	4	2	1	0	0	0	**131**
19:00 - 19:59	0	0	0	3	4	6	10	34	12	3	2	0	0	0	0	**74**
20:00 - 20:59	0	0	0	4	3	11	31	25	7	5	0	1	0	0	0	**87**
21:00 - 21:59	0	0	0	1	1	2	15	20	15	1	1	0	0	0	0	**56**
22:00 - 22:59	0	0	0	0	1	1	9	11	10	5	1	0	0	0	0	**38**
23:00 - 23:59	0	0	0	1	0	0	5	12	0	1	0	0	0	0	0	**19**
Totals	**1**	**2**	**9**	**77**	**94**	**162**	**530**	**669**	**338**	**91**	**22**	**7**	**0**	**0**	**0**	**2002**
Percent of Total	**0.0**	**0.1**	**0.4**	**3.8**	**4.7**	**8.1**	**26.5**	**33.4**	**16.9**	**4.5**	**1.1**	**0.3**	**0.0**	**0.0**	**0.0**	**100**
Percent of AM	**0.0**	**0.1**	**0.7**	**5.8**	**5.4**	**9.8**	**27.5**	**29.4**	**14.9**	**4.7**	**1.2**	**0.5**	**0.0**	**0.0**	**0.0**	**100**
Percent of PM	**0.1**	**0.1**	**0.3**	**2.5**	**4.2**	**6.8**	**25.7**	**36.3**	**18.3**	**4.4**	**1.0**	**0.3**	**0.0**	**0.0**	**0.0**	**100**

Standard Deviation: 7.4 MPH
Mean Speed: 45.3 MPH
Median Speed: 45.9 MPH
Modal Speed: 47.5 MPH

Ten Mile Pace: 40 to 49 MPH
Percent in Ten Mile Pace: 59.9%

85th Percentile: 52.3 MPH
15th Percentile: 38.6 MPH
90th Percentile: 53.8 MPH
95th Percentile: 56.1 MPH